

2018 Tundra




TOYOTA | *Let's
Go
Places*

Built to lead. The 2018 Toyota Tundra.

To build a machine as tough as the 2018 Toyota Tundra, it takes a nation. That's why we employ *this* nation to build each and every Tundra. Engineering and design work for this full-size truck was done in Michigan and California, and it was assembled with pride in Texas* and then stress-tested in Arizona. This teamwork helps ensure that Tundra delivers the toughness and durability you expect, making this one rig you can count on. And with standard features like the largest fuel tank in its class,⁵¹ largest front brakes in its class²⁹ and the ability to tow up to 10,200 lbs⁴, this truck can take you from work site to weekend without breaking a sweat. Now, let's get to work.



Limited CrewMax shown in Blazing Blue Pearl with available power tilt/slide moonroof, running boards and Limited Premium Package. Prototype shown with options. Production model may vary.

See numbered footnotes in Disclosures section. *Assembled in Texas with U.S. and globally sourced parts.

Where power meets efficiency.

With two powerful i-FORCE engines to choose from — a brawny 5.7L V8 or an efficient 4.6L V8 — there's a Tundra built to match your needs. Both engines feature Dual Independent Variable Valve Timing with intelligence (VT-i) to optimize engine breathing for maximum power and efficiency. The Acoustic Control Induction System (ACIS) automatically adjusts intake runner length for optimal torque and performance. And to help handle the remarkable torque from the 5.7L V8, we equipped it with a 6-speed automatic transmission, two-piece drive shaft and massive 10.5-in. ring gear. So whether you're towing, hauling or just heading home, you can rest assured that Tundra carries a payload of capability.



BIGGER JOBS AND SMALLER EFFORT WITH TUNDRA i-FORCE 5.7L V8

Tundra's available i-FORCE 5.7L V8 has the muscle to cut big jobs down to size, delivering 381 hp and 401 lb.-ft. of torque, thanks to Double Overhead Cams, 32 valves and Dual Independent Variable Valve Timing with intelligence.

TAKE CHARGE OF ANY TERRAIN WITH TUNDRA i-FORCE 4.6L V8

Tundra's 4.6L i-FORCE V8 may be compact, but the engine utilizes Dual Independent Variable Valve Timing with intelligence and Acoustic Control Induction System technology to produce an impressive 310 hp and 327 lb.-ft. of torque.



TUNDRA CHOICES

Rule the road, and the work site.

Tundra CrewMax

- Available on SR5, Limited, Platinum and 1794 Edition
- Features two full-size front doors and two full-size rear doors
- 5.5-ft. bed length
- Standard bench seat with fold-down center console; available front bucket seats
- Easy lower and lift tailgate



Ready for work and the weekend.

Tundra Double Cab

- Available on SR, SR5 and Limited
- Features two full-size front doors
- Two forward-hinged rear doors
- 6.5-ft. or 8.1-ft. bed lengths
- Standard bench seat with fold-down center console; available front bucket seats
- Easy lower and lift tailgate



Introducing the new king of the streets, the TRD Sport Package.

Toyota Racing Development (TRD) is one of the most revered names in performance. That's why the team at our exclusive in-house TRD facilities in North Carolina works tirelessly to ensure that every vehicle that carries the TRD badge is worthy of the name. Our latest creation, the TRD Sport Package, brings the attitude with exclusive features like a powerful hood scoop, unique sport-tuned suspension with TRD front and rear sway bars, and 20-in. alloy wheels with a black-accented finish. It's one bold ride built to get your motor running.



TRD SPORT BILSTEIN® SHOCKS AND TRD FRONT AND REAR SWAY BARS

The TRD Sport Package gets a unique suspension that includes TRD front and rear sway bars and Bilstein® dampers – all tuned by the engineers at Toyota Racing Development.



LED HEADLIGHTS

More light. More efficiency. And a whole lot more attitude. In addition to the available LED fog lights, Tundra's LED headlights incorporate a head-turning Daytime Running Lights (DRL) treatment, giving this truck an aggressive look that won't be ignored.



TRD SPORT SHIFTER

Keep a firm grip on things. The leather-wrapped shift knob features silver-accented trim and the TRD logo.

TRD SPORT



SR5 CrewMax shown in Magnetic Gray Metallic with available TRD Sport Package and TRD Sport Convenience Package. Prototype shown with options. Production model may vary.

Works hard on the weekend too.

Because the words “cozy” and “charming” aren’t in our dictionary, we expect a lot more from our weekends. We crave dirt, speed and action. That’s why Tundra is the official pickup truck of the Monster Energy Supercross. And that’s also why we created the awesome Tundra TRD Off-Road Package. Available on 1794 Edition, Limited and SR5 grades, this package equips Tundra with unique wheels and tires, Bilstein® shocks tuned by Toyota Racing Development, and exclusive bedside decals. When equipped on 2WD Tundras, this package also includes front tow hooks.² You know — the stuff you want when taking on gnarly terrain.



SR5 Double Cab shown in Silver Sky Metallic with available TRD Off-Road Package, deck rail system⁴⁸ and accessory spray-on bedliner. Prototype shown with options. Production model may vary.

See numbered footnotes in Disclosures section. See footnote 44 in Disclosures section for more information on payload.



TRD OFF-ROAD PACKAGE

This comprehensive upgrade package includes 18-in. split 5-spoke TRD Off-Road alloy wheels with black accents and all-terrain P275/65R18 tires, trail-tuned Bilstein® shock absorbers, engine skid plate, fuel tank skid plate, front tow hooks,⁴ and bedside TRD Off-Road decals.

4WD ACTIVE TRACTION CONTROL (A-TRAC)

Tundra models equipped with 4WD include an A-TRAC system that optimizes traction across the front and rear axles simultaneously, helping improve grip on low-traction surfaces. This A-TRAC system also allows full use of the 2-speed transfer case, so you always have on-demand access to Tundra's incredible torque.

AUTOMATIC LIMITED-SLIP DIFFERENTIAL (AUTO LSD)⁴³

Auto LSD uses the rear brakes to simulate the action of a mechanical limited-slip differential and is much easier to maintain. With Auto LSD, Tundra automatically applies brake pressure to the powered wheel with limited to no traction without restricting engine power. This helps increase resistance at the slipping wheel, which in turn helps feed power to the wheel with grip. With Auto LSD, even a 4x2 Tundra can pull itself out of many low-traction situations.



Designed for safety.

Toyota Safety Sense™ P (TSS-P)²⁴ is an active safety package that comes standard on every new Toyota Tundra. This advanced precautionary safety system combines the Pre-Collision System²⁵ with Pedestrian Detection²⁶ (PCS w/PD), Lane Departure Alert (LDA)²¹ with Sway Warning System (SWS)²⁷, Automatic High Beams (AHB)²⁸ and Dynamic Radar Cruise Control (DRCC)²⁰ to assist you. TSS-P's comprehensive features create in-the-moment safety designed to support your awareness and decision-making on the road.



LANE DEPARTURE ALERT (LDA)²¹ WITH SWAY WARNING SYSTEM (SWS)²⁷

Under certain circumstances, Lane Departure Alert (LDA) is designed to detect lane departure on roads with clear markings. LDA only activates when you're traveling at a speed of 32 mph or faster. When you hear and see the alert, after carefully checking the road around you, you should safely direct your vehicle back to the center of your lane.




AUTOMATIC HIGH BEAMS (AHB)²⁸

Automatic High Beams (AHB) are a safety system designed to help you see more clearly at night — without blinding other drivers. Designed to activate at speeds above 25 mph, AHB rely on an in-vehicle camera to help detect the headlights of oncoming vehicles and taillights of preceding vehicles, then automatically toggle between high and low beams accordingly to provide the appropriate amount of light. By using high beams more frequently, the system may allow earlier detection of pedestrians and obstacles.



PRE-COLLISION SYSTEM²⁵ WITH PEDESTRIAN DETECTION²⁶ (PCS w/PD)

Using an in-vehicle camera and radar to help detect a vehicle or a pedestrian in front of you, the Pre-Collision System with Pedestrian Detection (PCS w/PD) can help you mitigate or avoid a potential collision. If the system determines that a frontal collision is likely, it prompts you to take action using audio and visual alerts. If you notice the potential collision and apply the brakes, PCS w/PD may apply additional force using Brake Assist (BA)³¹. If you don't brake in time, it may automatically apply the brakes to reduce your speed, helping to minimize the likelihood of a frontal collision or reduce its severity.



DYNAMIC RADAR CRUISE CONTROL (DRCC)²⁰

Intended for highways and similar to “constant speed” cruise control, Dynamic Radar Cruise Control (DRCC) lets you drive at a preset speed. DRCC uses vehicle-to-vehicle distance control, which adjusts your speed, to help you maintain a preset distance from vehicles ahead of you that are driving at a slower speed. DRCC uses a front-grille-mounted radar and an in-vehicle camera designed to detect vehicles and their distance. If a driver is traveling slower than you, or within your preset range, DRCC will automatically slow your vehicle down without deactivating cruise control. If DRCC determines you need to slow down more, an audio and visual alert notifies you and brakes are applied. When there's no longer a vehicle driving slower than your set speed in front of you, DRCC will then accelerate and regular cruise control will resume.

Heavy-duty safety to help carry you through the long haul.


Toyota's Star Safety System™ is a suite of six safety features offered standard on every new Toyota. The system includes Vehicle Stability Control (VSC),³⁰ Traction Control (TRAC), Anti-lock Brake System (ABS) with Electronic Brake-force Distribution (EBD), Brake Assist (BA)³¹ and Smart Stop Technology® (SST).³² Termed “active” safety features, they're designed to operate in certain situations to help prevent accidents from occurring in the first place.



INTEGRATED TRAILER BRAKE CONTROLLER²²

All 2018 Tundras equipped with the i-FORCE 5.7L V8 come standard with an Integrated Trailer Brake Controller. When connected to a compatible trailer, this system will help your trailer apply its brakes when you apply the brakes in your Tundra. You can also easily monitor system controls while driving via the Multi-Information Display. In other words, it's one more way Tundra gives you more control over what's going on behind you.

See numbered footnotes in Disclosures section.



EIGHT AIRBAGS³³

Tundra also comes equipped with driver and front outboard passenger airbags, side curtain airbags, and front seat-mounted side airbags. Additionally, driver and front outboard passenger knee airbags are standard equipment.



STAR SAFETY SYSTEM™

Star Safety System™ includes Vehicle Stability Control (VSC),³⁰ Traction Control (TRAC), Anti-lock Brake System (ABS) with Electronic Brake-force Distribution (EBD), Brake Assist (BA)³¹ and Smart Stop Technology® (SST).³² At speeds greater than five miles per hour, when the accelerator is depressed first and the brakes are then applied firmly for longer than one-half second, Smart Stop Technology® is designed to help the driver bring the vehicle to a stop.

SAFETY



Platinum CrewMax shown in Midnight Black Metallic with available chrome tube steps. Prototype shown with options. Production model may vary.

Comfort is its strong suit.

There's nothing wrong with embracing one's softer side — especially when that softer side is found inside Tundra. The optimal blend of functionality and comfort, this spacious cabin gives you and your crew plenty of room to stretch out. Premium materials are used throughout, giving this rugged interior a solid, upscale feel. An intuitive control layout puts what you need right where you need it, and available dual zone climate control helps ensure that everyone stays comfortable, no matter the ride. And for those times when you want to take in some fresh air, CrewMax also features a standard power vertical rear window.



INTUITIVE CONTROL LAYOUT

Tundra features a 4.2-in. full-color Multi-Information Display to help you get useful driving data at a glance. This screen can be programmed to show features including an odometer, tripmeters, average fuel economy, cruising range and Toyota Safety Sense™ P (TSS-P)²⁴ alerts. On Tundras equipped with the 5.7L V8, this screen can be programmed to function as an Integrated Trailer Brake Controller²² monitor.

See numbered footnotes in Disclosures section.



DUAL ZONE CLIMATE CONTROL

Tundra is available with dual zone automatic climate control with individual temperature settings for the driver and front passenger. We know your truck can double as your office, so this helps keep everyone comfortable.



SPLIT FOLD-UP REAR SEATS

To create even more usable cabin space, Double Cab and CrewMax rear seats fold up, instead of flat. This not only creates more room, but it also makes it easier to load cargo.⁴⁶

A smarter way to take command.

Whether you're hitting the river or heading to the job site, Tundra's got the tech to help you keep track of the stuff that matters most. The powerful Entune™ Audio system with backup camera⁵ comes standard, as does Trailer-Sway Control.³⁷ As the first full-size pickup to offer Blind Spot Monitor (BSM)² and Rear Cross-Traffic Alert (RCTA),^{36, 51} Tundra continues to redefine the segment, as well as safety. And the redesigned gauge cluster, featuring premium Optitron gauges and a 4.2-in. Multi-Information Display, puts Tundra's vitals front and center. It's tech that works hard for you, so all you have to do is enjoy the ride.



BLIND SPOT MONITOR² AND REAR CROSS-TRAFFIC ALERT³⁶

The available Blind Spot Monitor (BSM) and Rear Cross-Traffic Alert (RCTA) help you identify vehicles that might be in a blind spot. When you use your turn signal and BSM detects a vehicle, it warns you with a flashing indicator light on the appropriate outside mirror.



ENTUNE™ PREMIUM JBL® AUDIO

The available Entune™ Premium JBL® Audio with Integrated Navigation¹⁷ and App Suite¹⁸ puts a lot of popular apps and data services right at your fingertips. Best of all, you can access all this tech hands-free when paired with your *Bluetooth*®-compatible¹¹ smartphone.



INTEGRATED BACKUP CAMERA⁵

Tundra's standard backup camera helps make hitching up that boat a bit easier. When you shift into Reverse, the 6.1-in. or available 7-in. touch-screen displays an image of what the camera sees behind you.

INTERIOR



1794 Edition CrewMax interior shown in premium Brown leather trim. Prototype shown with options. Production model may vary.

Take towing to a whole new level.

Tundra owners take on and tow a lot — workloads, home improvement projects and last-minute getaways. When properly equipped, Tundra has a payload capacity of up to 1730 lbs.⁴⁴; plus an available deck rail system⁴⁸ and an easy lower and lift tailgate, to make these adventures a little easier to tackle. Some say loading, unloading, hauling and towing a ton of lumber, gear and supplies is a ton of work.⁴ Tundra owners have another word for it: Saturday.




AVAILABLE DECK RAIL SYSTEM⁴⁸

Pile it on: Tundra can take it. Home improvement? Lawn resodding? A footpath? No problem. The available deck rail system incorporates four adjustable tie-down cleats, each rated at 220 lbs.⁴⁴



TIE-DOWN CLEATS

Used in tandem with the deck rail system,⁴⁸ tie-down cleats are constructed of sturdy die-cast aluminum. Each fully adjustable cleat slides along Tundra's deck rail system and is anchored to help ensure that what's in the bed stays in the bed.



POWERFUL BRAKES

A big part of controlling a trailer is having the ability to stop it. To that end, Tundra has the largest-in-class front brakes²⁹ equipped with 4-piston brake calipers.

TOWING AND PAYLOAD



1794 Edition CrewMax shown in Smoked Mesquite with available power tilt/slide moonroof and running boards.* Prototype shown with options. Production model may vary. See numbered footnotes in Disclosures section.

TUNDRA MODELS



SR

Available in Double Cab

Choice of Drivetrain

- 5.7-Liter Aluminum i-Force V8 DOHC 32-Valve with Dual Independent Variable Valve Timing with intelligence (VVT-i)
 - 381 hp @ 5600 rpm; 401 lb.-ft. @ 3600 rpm
 - 6-speed Electronically Controlled automatic Transmission with intelligence (ECT-i)
 - Includes Tow Package⁴
- 4.6-Liter Aluminum i-Force V8 DOHC 32-Valve with Dual Independent Variable Valve Timing with intelligence (VVT-i)
 - 310 hp @ 5600 rpm; 327 lb.-ft. @ 3400 rpm
 - 6-speed Electronically Controlled automatic Transmission with intelligence (ECT-i)
- Rear-Wheel Drive (RWD) or 4WDemand part-time 4WD

Exterior Features

- Gray honeycomb-style grille with gray surround
- 18-in. styled steel wheels
- LED Daytime Running Lights (DRL)
- Front and rear mudguards
- Black heated power outside mirrors
- Towing hitch receiver⁴ (4.6L V8 only)

Interior Features

- 40/20/40 split fold-down front bench seat
- Power windows and door locks
- 4.2-in. Multi-Information Display (MID)
- Entune™ Audio with 6.1-in. touch-screen
- Integrated backup camera⁵
- Bluetooth®¹¹ wireless technology
- USB 2.0 port⁷ with increased charging capability
- iPod®⁸ connectivity
- Integrated Trailer Brake Controller²² (5.7L V8 only)

Safety Features

- Toyota Safety Sense™ P (TSS-P)²⁴ includes:
 - Pre-Collision System²⁵ with Pedestrian Detection²⁶ (PCS w/PD)
 - Lane Departure Alert (LDA)²¹ with Sway Warning System (SWS)²⁷
 - Automatic High Beams (AHB)²⁸
 - Dynamic Radar Cruise Control (DRCC)²⁰

Options

- Work Truck Package
- Tow mirrors (5.7L V8 only)
- Running boards
- Deck rail system⁴⁸

See numbered footnotes in Disclosures section.



SR5

Available in Double Cab and CrewMax
Adds to or replaces features offered on SR

Choice of Drivetrain

- 5.7-Liter Aluminum i-Force V8 DOHC 32-Valve with Dual Independent Variable Valve Timing with intelligence (VVT-i)
 - 381 hp @ 5600 rpm; 401 lb.-ft. @ 3600 rpm
 - 6-speed Electronically Controlled automatic Transmission with intelligence (ECT-i)
 - Includes Tow Package⁴
- 4.6-Liter Aluminum i-Force V8 DOHC 32-Valve with Dual Independent Variable Valve Timing with intelligence (VVT-i)
 - 310 hp @ 5600 rpm; 327 lb.-ft. @ 3400 rpm
 - 6-speed Electronically Controlled automatic Transmission with intelligence (ECT-i)
- Rear-Wheel Drive (RWD) or 4WDemand part-time 4WD

Exterior Features

- Gray honeycomb-style grille with chrome surround
- Chrome front and rear bumper endcaps
- Halogen fog lights

Interior Features

- Entune™ Audio Plus with Connected Navigation App¹³ and 7-in. high-resolution touch-screen
- HD Radio™¹⁶ Technology and SiriusXM® Satellite Radio¹⁴
- Rear under-seat storage tray (Double Cab only)
- Integrated Trailer Brake Controller²² (5.7L V8 only)

Safety Features

- Toyota Safety Sense™ P (TSS-P)²⁴ includes:
 - Pre-Collision System²⁵ with Pedestrian Detection²⁶ (PCS w/PD)
 - Lane Departure Alert (LDA)²¹ with Sway Warning System (SWS)²⁷
 - Automatic High Beams (AHB)²⁸
 - Dynamic Radar Cruise Control (DRCC)²⁰

Options

- SR5 Upgrade Package
- Convenience Package
- TRD Sport Package
- TRD Sport Convenience Package
- TRD Off-Road Package
- 38-gallon fuel tank (requires SR5 Upgrade Package) (5.7L V8 only)
- 18-in. 5-spoke alloy wheels
- Entune™ Premium Audio with Integrated Navigation¹⁷ and App Suite¹⁸
- Tow mirrors (5.7L V8 only)
- Running boards
- Deck rail system⁴⁸



Limited

Available in Double Cab and CrewMax
Adds to or replaces features offered on SR5

Drivetrain

- 5.7-Liter Aluminum i-Force V8 DOHC 32-Valve with Dual Independent Variable Valve Timing with intelligence (VVT-i)
 - 381 hp @ 5600 rpm; 401 lb.-ft. @ 3600 rpm
 - 6-speed Electronically Controlled automatic Transmission with intelligence (ECT-i)
 - Includes Tow Package⁴
- Rear-Wheel Drive (RWD) or 4WDemand part-time 4WD

Exterior Features

- LED headlights
- 20-in. machined-finish alloy wheels
- Chrome heated outside mirrors
- Silver billet-style grille with chrome surround
- Deck rail system⁴⁸
- 38-gallon fuel tank

Interior Features

- Leather-trimmed seats (front bucket seats with center console)
- Heated front seats with power driver and passenger seating
- Power sliding rear window
- Dual zone automatic climate control
- Auto-dimming rearview mirror with compass and HomeLink®²³ universal transceiver
- Entune™ Premium Audio with Integrated Navigation¹⁷ and App Suite¹⁸
- Rear under-seat storage tray (Double Cab only)
- Integrated Trailer Brake Controller²²

Safety Features

- Toyota Safety Sense™ P (TSS-P)²⁴ includes:
 - Pre-Collision System²⁵ with Pedestrian Detection²⁶ (PCS w/PD)
 - Lane Departure Alert (LDA)²¹ with Sway Warning System (SWS)²⁷
 - Automatic High Beams (AHB)²⁸
 - Dynamic Radar Cruise Control (DRCC)²⁰

Options

- Limited Premium Package
- TRD Off-Road Package
- Entune™ Premium JBL® Audio with Integrated Navigation¹⁷ and App Suite¹⁸ (CrewMax only)
- Power tilt/slide moonroof (CrewMax only)
- Tow mirrors
- Running boards



Platinum

Available in CrewMax
Adds to or replaces features offered on Limited

Drivetrain

- 5.7-Liter Aluminum i-Force V8 DOHC 32-Valve with Dual Independent Variable Valve Timing with intelligence (VVT-i)
 - 381 hp @ 5600 rpm; 401 lb.-ft. @ 3600 rpm
 - 6-speed Electronically Controlled automatic Transmission with intelligence (ECT-i)
 - Includes Tow Package⁴
- Rear-Wheel Drive (RWD) or 4WDemand part-time 4WD

Exterior Features

- 20-in. alloy wheels
- Black honeycomb-style grille with color-keyed grille surround
- Color-keyed bumpers
- Chrome heated auto-dimming and power-folding mirrors
- Front and rear parking assist sonar³⁵
- 38-gallon fuel tank

Interior Features

- Black premium perforated leather-trimmed seats
- Heated and ventilated front seats
- Power tilt/telescopic steering wheel
- Memory system for seats, outside mirrors and steering wheel
- Brushed-metal-style trim
- Entune™ Premium JBL® Audio with Integrated Navigation¹⁷ and App Suite¹⁸
- Blind Spot Monitor (BSM)² and Rear Cross-Traffic Alert (RCTA)³⁶
- Power vertical sliding rear window
- Unique floor mats¹⁹
- Integrated Trailer Brake Controller²²

Safety Features

- Toyota Safety Sense™ P (TSS-P)²⁴ includes:
 - Pre-Collision System²⁵ with Pedestrian Detection²⁶ (PCS w/PD)
 - Lane Departure Alert (LDA)²¹ with Sway Warning System (SWS)²⁷
 - Automatic High Beams (AHB)²⁸
 - Dynamic Radar Cruise Control (DRCC)²⁰

Options

- Running boards
- Power tilt/slide moonroof



1794 Edition

Available in CrewMax
Adds to or replaces features offered on Platinum

Drivetrain

- 5.7-Liter Aluminum i-Force V8 DOHC 32-Valve with Dual Independent Variable Valve Timing with intelligence (VVT-i)
 - 381 hp @ 5600 rpm; 401 lb.-ft. @ 3600 rpm
 - 6-speed Electronically Controlled automatic Transmission with intelligence (ECT-i)
 - Includes Tow Package⁴
- Rear-Wheel Drive (RWD) or 4WDemand part-time 4WD

Exterior Features

- Chrome billet-style grille
- Chrome front bumper endcaps
- 1794 Edition badging
- 38-gallon fuel tank

Interior Features

- Western-themed interior
- Brown premium perforated leather-trimmed seats
- Ultrasuede® seat inserts
- Blind Spot Monitor (BSM)² and Rear Cross-Traffic Alert (RCTA)³⁶
- Wood-style trim (including steering wheel and shift knob)
- 1794 Edition badging
- Unique floor mats¹⁹
- Integrated Trailer Brake Controller²²
- Power tilt/telescopic steering wheel

Safety Features

- Toyota Safety Sense™ P (TSS-P)²⁴ includes:
 - Pre-Collision System²⁵ with Pedestrian Detection²⁶ (PCS w/PD)
 - Lane Departure Alert (LDA)²¹ with Sway Warning System (SWS)²⁷
 - Automatic High Beams (AHB)²⁸
 - Dynamic Radar Cruise Control (DRCC)²⁰

Options

- TRD Off-Road Package
- 20-in. chrome-clad alloy wheels
- Running boards
- Power tilt/slide moonroof



Available in Double Cab and CrewMax

TRD Sport Package

- TRD Sport Package (requires SR5 Upgrade Package) includes:
 - 20-in. 6-spoke TRD Sport Package alloy wheels with black accents and luxury Sport P275/55R20 tires
 - Sport-tuned Bilstein® shock absorbers
 - TRD front and rear sway bars
 - Updated honeycomb-style grille with color-keyed surround
 - Color-keyed mirror caps
 - Color-keyed front and rear bumper
 - LED headlights and LED fog lights
 - TRD Sport floor mats¹⁹
 - TRD shift knob
 - Hood scoop
 - Bedside TRD Sport decal

TRD Off-Road Package

- TRD Off-Road Package includes:
 - 18-in. split 5-spoke TRD Off-Road Package alloy wheels with black accents and all-terrain P275/65R18 tires
 - Trail-tuned Bilstein® shock absorbers
 - Engine skid plate
 - Fuel tank skid plate
 - Front tow hooks⁴ (4x2 models; standard on 4x4 models)
 - LED headlights and LED fog lights (SR5 models only)
 - TRD Off-Road floor mats¹⁹ (SR5 and Limited models only)
 - Bedside TRD Off-Road decal

For additional information on TRD,
please visit toyota.com/tundra

FEATURES¹

EXTERIOR	DOUBLE CAB			CREWMAX			
	SR	SR5	LIMITED	SR5	LIMITED	PLATINUM	1794 EDITION
LED headlights with LED accent lights, with manual level control and auto on/off feature	—	P	S	P	S	S	S
Halogen headlights with LED accent lights, with black sport trim, manual level control and auto on/off feature	S	S	—	S	—	—	—
Halogen fog lights	—	S	—	S	—	—	—
LED fog lights (5.7L only)	—	P	S	P	S	S	S
LED Daytime Running Lights (DRL)	S	S	S	S	S	S	S
Gray honeycomb-style grille with gray surround and matte-black lower front bumper	S	—	—	—	—	—	—
Gray honeycomb-style grille with chrome surround and matte-black lower front bumper with chrome endcaps	—	S	—	S	—	—	—
Silver billet-style grille with chrome grille surround and matte-black lower front bumper with chrome endcaps	—	—	S	—	S	—	—
Black honeycomb-style grille with color-keyed grille surround and color-keyed front bumper	—	—	—	—	—	S	—
Chrome billet-style grille and gunmetal-gray lower front bumper with chrome endcaps	—	—	—	—	—	—	S
Chrome rear bumper	—	S	S	S	S	—	—
Color-keyed rear bumper (5.7L only)	—	P	P	P	P	S	S
Deck rail system ^{6B} with four adjustable tie-down cleats	O	O	S	O	S	S	S
Deck rail and tailgate caps	S	S	S	S	S	S	S
Taillights and stop lights with dual vortex generators	S	S	S	S	S	S	S
Black heated power outside mirrors	S	S	—	S	—	—	—
Chrome heated power outside mirrors	—	—	S	—	S	—	—
Color-keyed heated power outside mirrors	—	P	—	P	—	—	—
Chrome heated power and auto-dimming outside mirrors with turn signal and blind spot warning indicators ² power-folding, reverse tilt-down and memory features	—	—	—	—	—	S	S
Heated power outside tow mirrors with integrated blind spot mirrors ³ turn signal indicators and manual-extend and folding feature (5.7L V8 only; not available on Platinum, 1794 Edition and models equipped with BSM and RCTA)	O	O	O	O	O	—	—
Power tilt/slide moonroof with sliding sunshade (deletes overhead console with storage area)	—	—	—	—	O	O	O
Two-speed windshield wipers	S	—	—	—	—	—	—
Variable intermittent windshield wipers	—	S	S	S	S	S	S
Windshield wiper de-icer	S	S	S	S	S	S	S
High Solar Energy-Absorbing (HSEA) glass	S	S	S	S	S	S	S
Easy lower and lift tailgate	S	S	S	S	S	S	S
Running boards	O	O	O	O	O	O	O
Front and rear mudguards	S	S	S	S	S	S	S
Front tow hooks ⁴ (standard on 4x4)	—	P	P	P	P	—	P
Skid plate on engine, fuel tank	—	P	P	P	P	—	P
TRD Sport front and rear TRD Bilstein [®] shocks and sway bars (5.7L only)	—	P	—	P	—	—	—
Chrome "5.7L i-FORCE V8" engine badge (driver and front passenger door)	S	S	S	S	S	—	—
Chrome "PLATINUM" badge (driver and front passenger door)	—	—	—	—	—	S	—
Chrome "1794 EDITION" badge (driver and front passenger door)	—	—	—	—	—	—	S
Chrome 4x4 badge (lower-left portion of tailgate)	S	S	S	S	S	S	S
Chrome "TUNDRA" badge (driver and front passenger door)	—	S	S	S	S	—	—
Large fuel tank (38-gallon)	—	P	S	P	S	S	S

See numbered footnotes in Disclosures section.

S = Standard O = Optional — = Not available P = Feature is available as part of an option package.

FEATURES¹ (continued)

INTERIOR	DOUBLE CAB			CREWMAX			
	SR	SR5	LIMITED	SR5	LIMITED	PLATINUM	1794 EDITION
Air conditioning with dust and pollen filter and single temperature setting for driver and front passenger	S	S	—	S	—	—	—
Automatic dual zone climate control with dust and pollen filter and individual temperature settings for driver and front passenger	—	—	S	—	S	S	S
Integrated backup camera ⁵	S	S	S	S	S	S	S
Entune™ Audio — includes Entune™ Multimedia Bundle ⁶ (6.1-in. touch-screen display, AM/FM CD player, MP3/WMA playback capability, six speakers, auxiliary audio jack, USB 2.0 port ⁷ with iPod® connectivity and control, advanced voice recognition, ⁹ hands-free phone capability, phone book access and music streaming ¹⁰ via Bluetooth® ¹¹ wireless technology), Siri® Eyes Free! ¹² and integrated backup camera display ⁵	S	—	—	—	—	—	—
Entune™ Audio Plus with Connected Navigation App ¹³ — includes Entune™ Multimedia Bundle ⁶ (7-in. high-resolution touch-screen display, AM/FM CD player, MP3/WMA playback capability, six speakers, auxiliary audio jack, USB 2.0 port ⁷ with iPod® connectivity and control, advanced voice recognition, ⁹ hands-free phone capability, phone book access and music streaming ¹⁰ via Bluetooth® ¹¹ wireless technology), Connected Navigation Scout® GPS Link App, ¹³ Siri® Eyes Free! ¹² SiriusXM® Satellite Radio ¹⁴ with 3-month complimentary SiriusXM All Access trial, ¹⁵ Gracenote® album cover art, HD Radio™ ¹⁶ Technology, HD Radio™ Traffic and Weather in major metro areas, and integrated backup camera display ⁵	—	S	—	S	—	—	—
Entune™ Premium Audio with Integrated Navigation ¹⁷ and App Suite ¹⁸ — includes Entune™ Multimedia Bundle ⁶ (7-in. high-resolution touch-screen with split-screen display, AM/FM CD player with MP3/WMA playback capability, nine speakers (seven speakers on Double Cab), auxiliary audio jack, USB 2.0 port ⁷ with iPod® connectivity and control, advanced voice recognition, ⁹ hands-free phone capability, phone book access and music streaming ¹⁰ via Bluetooth® ¹¹ wireless technology), Siri® Eyes Free! ¹² Entune® App Suite, ¹⁸ HD Radio™ ¹⁶ Technology, HD Radio™ Predictive Traffic and Doppler Weather overlay, AM/FM cache radio, SiriusXM® Satellite Radio ¹⁴ with 3-month complimentary SiriusXM All Access trial, ¹⁵ Gracenote® album cover art, and integrated backup camera display. ⁵ Access to Entune® App Suite ¹⁸ is subscription-free. See toyota.com/entune for details.	—	O	S	O	S	—	—
Entune™ Premium JBL® Audio with Integrated Navigation ¹⁷ and App Suite ¹⁸ — includes Entune™ Multimedia Bundle ⁶ (7-in. high-resolution touch-screen with split-screen display, AM/FM CD player with MP3/WMA playback capability, 12 JBL® speakers including subwoofer and amplifier, auxiliary audio jack, USB 2.0 port ⁷ with iPod® connectivity and control, advanced voice recognition, ⁹ hands-free phone capability, phone book access and music streaming ¹⁰ via Bluetooth® ¹¹ wireless technology), Siri® Eyes Free! ¹² Entune® App Suite, ¹⁸ HD Radio™ ¹⁶ Technology, HD Radio™ Predictive Traffic and Doppler Weather overlay, AM/FM cache radio, SiriusXM® Satellite Radio ¹⁴ with 3-month complimentary SiriusXM All Access trial, ¹⁵ Gracenote® album cover art, and integrated backup camera display. ⁵ Access to Entune® App Suite ¹⁸ is subscription-free. See toyota.com/entune for details. (JBL® Audio on CrewMax only)	—	—	—	—	P	S	S
5-passenger seating capacity	—	P	S	P	S	S	S
6-passenger seating capacity	S	S	—	S	—	—	—
Vinyl 40/20/40 split fold-down front bench seat; 4-way adjustable driver's seat; 4-way adjustable front passenger bench seat	P	—	—	—	—	—	—
Fabric-trimmed 40/20/40 split fold-down front bench seat; 4-way adjustable driver's seat; 4-way adjustable front passenger bench seat	S	S	—	S	—	—	—
Fabric-trimmed front bucket seats; 10-way power-adjustable driver's seat; 4-way adjustable front passenger seat	—	P	—	P	—	—	—
Leather-trimmed and heated front bucket seats; 10-way power-adjustable driver's seat; 6-way power-adjustable front passenger seat	—	—	S	—	S	—	—
Perforated, leather-trimmed, heated and ventilated front bucket seats with embroidered upper backrests; 12-way power-adjustable driver's seat, which includes power thigh and lumbar support and a 2-position memory function; 6-way power-adjustable front passenger seat with power lumbar support	—	—	—	—	—	S	S
60/40 split fold-up rear seats	S	S	S	S	S	S	S
Carpet flooring (not available with Work Truck Package)	S	S	S	S	S	—	—
Carpet flooring and premium floor mats ¹⁹	—	—	—	—	—	S	S
Heavy-duty all-weather flooring and floor mats ¹⁹	P	—	—	—	—	—	—
Urethane tilt 4-spoke steering wheel with Bluetooth® ¹¹ hands-free phone, voice command, Dynamic Radar Cruise Control (DRCC); ²⁰ Lane Departure Alert (LDA) ²¹ controls, and column shifter	S	—	—	—	—	—	—
Urethane tilt 4-spoke steering wheel with audio, Bluetooth® ¹¹ hands-free phone, voice command, Dynamic Radar Cruise Control (DRCC); ²⁰ Lane Departure Alert (LDA) ²¹ controls, and column shifter	—	S	—	S	—	—	—
Urethane tilt/telescopic 4-spoke steering wheel with audio, Bluetooth® ¹¹ hands-free phone, voice command, Dynamic Radar Cruise Control (DRCC); ²⁰ Lane Departure Alert (LDA) ²¹ controls, and center-console gated shift lever (front bucket seat only)	—	P	—	P	—	—	—
Leather-trimmed tilt/telescopic 4-spoke steering wheel with audio, Bluetooth® ¹¹ hands-free phone, voice command, Dynamic Radar Cruise Control (DRCC); ²⁰ Lane Departure Alert (LDA) ²¹ controls, and center-console gated shift lever (front bucket seat only)	—	—	S	—	S	—	—

See numbered footnotes in Disclosures section.

S = Standard O = Optional — = Not available P = Feature is available as part of an option package.

FEATURES¹ (continued)

INTERIOR (continued)	DOUBLE CAB			CREWMAX			
	SR	SR5	LIMITED	SR5	LIMITED	PLATINUM	1794 EDITION
Leather-trimmed power tilt/telescopic 4-spoke steering wheel (with wood-grain-style accents — 1794 Edition only) with memory function and audio, <i>Bluetooth</i> ^{®11} hands-free phone, voice command, Dynamic Radar Cruise Control (DRCC) ²⁰ Lane Departure Alert (LDA) ²¹ controls, and center-console gated shift lever	—	—	—	—	—	S	S
Analog instrumentation with illuminated speedometer, tachometer, voltmeter, coolant temperature, fuel and engine oil pressure gauges; 4.2-in. color Multi-Information Display with odometer, tripmeters, fuel economy, cruising range, running time and average speed after starting, and Integrated Trailer Brake Controller ²² monitor (5.7L V8 only); shift-position indicator	S	S	S	S	S	S	S
Power windows with driver-side one-touch auto down, power door locks with shift-linked automatic lock/unlock feature and remote keyless entry system with lock, unlock and panic functions (not available with Work Truck Package), cab illuminated entry system and one-touch auto start	S	S	—	S	—	—	—
Power windows with driver-side one-touch auto down, power door locks with shift-linked automatic lock/unlock feature and programmable auto door lock logic, remote keyless entry system with lock, unlock and panic functions, cab and driver footwell illuminated entry system and one-touch auto start	—	—	S	—	S	—	—
Power windows with driver and front passenger one-touch auto up/down, power door locks with shift-linked automatic lock/unlock feature and programmable auto door lock logic, remote keyless entry system with lock, unlock and panic functions, cab, driver footwell and ignition key illuminated entry system and one-touch auto start	—	—	P	—	P	S	S
Fixed rear window	S	—	—	—	—	—	—
Sliding horizontal rear window with privacy glass	—	S	—	—	—	—	—
Power horizontal sliding rear window with privacy glass	—	—	S	—	—	—	—
Power vertical sliding rear window with defogger and privacy glass	—	—	—	S	S	S	S
Auto-dimming rearview mirror with compass and HomeLink ^{®23} universal transceiver	—	P	S	P	S	S	S
Overhead console with sunglasses storage	—	—	—	S	S	S	S
Fixed center console with covered storage compartment and second-row vents (front bucket seats only)	—	P	S	P	S	S	S
Rear under-seat storage compartment	—	S	S	—	—	—	—
Two front 12V auxiliary power outlets; one rear 12V auxiliary power outlet	S	S	S	S	S	S	S
Front and rear maplights	S	S	S	S	S	S	S
Front and rear cup and bottle holders (quantity varies by model, package and grade)	S	S	S	S	S	S	S
SAFETY AND CONVENIENCE							
Toyota Safety Sense™ P (TSS-P) ²⁴ — Pre-Collision System ²⁵ with Pedestrian Detection ²⁶ (PCS w/PD), Lane Departure Alert (LDA) ²¹ with Sway Warning System (SWS) ²⁷ Automatic High Beams (AHB) ²⁸ and Dynamic Radar Cruise Control (DRCC) ²⁰	S	S	S	S	S	S	S
STAR SAFETY SYSTEM ™ Star Safety System™ — includes Vehicle Stability Control (VSC) ³⁰ Traction Control (TRAC), Anti-lock Brake System (ABS) with Electronic Brake-force Distribution (EBD), Brake Assist (BA) ³¹ and Smart Stop Technology [®] (SST) ³²	S	S	S	S	S	S	S
Eight airbags ³³	S	S	S	S	S	S	S
Driver and front outboard passenger Advanced Airbag System ³³	S	S	S	S	S	S	S
Driver and front outboard passenger seat-mounted side airbags, driver and front passenger knee airbags, and front and rear Roll-sensing Side Curtain Airbags (RSCA) ³³	S	S	S	S	S	S	S
3-point seatbelts for all seating positions; driver-side Emergency Locking Retractor (ELR) and Automatic/Emergency Locking Retractor (ALR/ELR) on all passenger seatbelts	S	S	S	S	S	S	S
Driver and front passenger seatbelt pretensioners with force limiters	S	S	S	S	S	S	S
LATCH (Lower Anchors and Tethers for CHildren) includes lower anchors on outboard rear seats and tether anchor on rear center seat	S	S	S	S	S	S	S
Child-protector rear door locks	S	S	S	S	S	S	S
Tire Pressure Monitor System (TPMS) ³⁴	S	S	S	S	S	S	S
Front and rear parking assist sonar ³⁵	—	P	P	P	P	S	S
Blind Spot Monitor (BSM) ² and Rear Cross-Traffic Alert (RCTA) ³⁶ and color-keyed rear bumper	—	P	P	P	P	S	S
Trailer-Sway Control (TSC) ³⁷	S	S	S	S	S	S	S
Integrated Trailer Brake Controller ²² with Multi-Information Display monitoring screen and trailer brake type, gain and manual trailer brake output controls (5.7L V8 only)	S	S	S	S	S	S	S
Anti-theft system with engine immobilizer ³⁸	S	S	—	S	—	—	—
Anti-theft system with alarm and engine immobilizer ³⁸	—	P	S	P	S	—	—
Anti-theft system with alarm, Glass Breakage Sensor (GBS) ³⁹ and engine immobilizer ³⁸	—	—	P	—	P	S	S
ToyotaCare ⁴⁰ featuring a no cost maintenance plan with roadside assistance ⁴¹	S	S	S	S	S	S	S

See numbered footnotes in Disclosures section.

S = Standard O = Optional — = Not available P = Feature is available as part of an option package.

COLOR/TRIM*

Color



Midnight Black Metallic



Blazing Blue Pearl



Cavalry Blue



Smoked Mesquite



Inferno



Barcelona Red Metallic




Quicksand




Magnetic Gray Metallic



Cement




Silver Sky Metallic




Super White

Trim



SR fabric shown in Graphite

Also available in:



SR5 fabric shown in Black



Graphite



Sand Beige

Also available in:



Limited leather trim shown in Sand Beige



Black



Graphite



Platinum premium leather trim shown in Black



1794 Edition premium leather trim shown in Brown

*Color availability is subject to change. Cavalry Blue is only available with TRD Off-Road Package on certain models. See dealer for details.

Combinations

COLOR SELECTOR	SR	SR5	LIMITED	PLATINUM	1794 EDITION
Midnight Black Metallic	GRAPHITE	BLACK, GRAPHITE, SAND BEIGE	BLACK, GRAPHITE, SAND BEIGE	BLACK	BROWN
Blazing Blue Pearl	•	BLACK, GRAPHITE, SAND BEIGE	BLACK, GRAPHITE, SAND BEIGE	BLACK	BROWN
Cavalry Blue	•	BLACK, GRAPHITE	BLACK, GRAPHITE, SAND BEIGE	•	•
Barcelona Red Metallic	GRAPHITE	BLACK, GRAPHITE, SAND BEIGE	BLACK, GRAPHITE, SAND BEIGE	BLACK	BROWN
Inferno	•	BLACK, GRAPHITE	BLACK, GRAPHITE	•	•
Smoked Mesquite	•	•	BLACK, SAND BEIGE	BLACK	BROWN
Quicksand	•	BLACK, GRAPHITE	BLACK, GRAPHITE	•	•
Magnetic Gray Metallic	•	BLACK, GRAPHITE	BLACK, GRAPHITE	BLACK	BROWN
Cement	•	BLACK, GRAPHITE	BLACK, GRAPHITE	•	•
Silver Sky Metallic	•	BLACK, GRAPHITE	BLACK, GRAPHITE	BLACK	BROWN
Super White	GRAPHITE	BLACK, GRAPHITE, SAND BEIGE	BLACK, GRAPHITE, SAND BEIGE	BLACK	BROWN

*Color availability is subject to change. Cavalry Blue is only available with TRD Off-Road Package on certain models. See dealer for details.

PACKAGES AND OPTIONS

WHEELS	DOUBLE CAB			CREWMAX			
	SR	SR5	LIMITED	SR5	LIMITED	PLATINUM	1794 EDITION
A — 18-in. styled steel wheels with P255/70R18 tires	S	S	—	S	—	—	—
B — 18-in. 5-spoke alloy wheels with P275/65R18 tires	—	O	—	O	—	—	—
C — 18-in. split 5-spoke TRD Off-Road Package alloy wheels with black accents and P275/65R18 tires	—	P	P	P	P	—	P
D — 20-in. Limited grade split 5-spoke wheels with P275/55R20 tires	—	—	S	—	S	—	—
E — 20-in. premium 6-spoke wheels with P275/55R20 tires	—	—	—	—	—	S	S
F — 20-in. premium 6-spoke wheels with black accents and P275/55R20 tires (TRD Sport Package)	—	P	—	P	—	—	—
G — 20-in. 6-spoke chrome-clad alloy wheels with P275/55R20 tires	—	—	—	—	—	—	O



[A]



[B]



[C]



[D]



[E]



[F]



[G]

S = Standard O = Optional — = Not available P = Feature is available as part of an option package.

TRD

Take your Tundra to the next level with Genuine TRD Accessories. Built by the team at Toyota Racing Development (TRD), these parts deliver the toughness and durability you expect from your Toyota.

TRD ACCESSORIES



TRD performance exhaust system



TRD front skid plate



TRD performance brake pads



TRD air filter



TRD rear sway bar



TRD shift knob

For additional specifications, including weights, payload and towing, please visit toyota.com/tundra

PACKAGES AND OPTIONS

PACKAGES AND OPTIONS (continued)	DOUBLE CAB			CREWMAX			
	SR	SR5	LIMITED	SR5	LIMITED	PLATINUM	1794 EDITION
TRD SPORT PACKAGE — Upgrades standard wheels to 20-in. 6-spoke TRD Sport Package alloy wheels with black accents and luxury Sport P275/55R20 tires; includes sport-tuned Bilstein® shock absorbers, TRD front and rear sway bars, updated honeycomb-style grille with color-keyed surround, color-keyed mirror caps, color-keyed front and rear bumpers, LED headlights and LED fog lights, TRD Sport floor mats, ¹⁹ TRD shift knob, hood scoop, and bedside TRD Sport decal; requires SR5 Upgrade Package (5.7L only)	—	P	—	P	—	—	—
TRD SPORT CONVENIENCE PACKAGE — Includes front and rear parking assist sonar, ³⁵ Blind Spot Monitor (BSM) ² and Rear Cross-Traffic Alert (RCTA); ³⁶ requires TRD Sport Package (5.7L only)	—	P	—	P	—	—	—
TRD OFF-ROAD PACKAGE — Upgrades standard wheels to 18-in. split 5-spoke TRD Off-Road Package alloy wheels with black accents and all-terrain P275/65R18 tires; includes trail-tuned Bilstein® shock absorbers, engine skid plate, fuel tank skid plate, front tow hooks ⁴ (on 4x2 models; standard on all 4x4 models), LED headlights and LED fog lights (SR5 models only), TRD Off-Road floor mats ¹⁹ (SR5 and Limited models only), and bedside TRD Off-Road decal	—	P	P	P	P	—	P
LIMITED PREMIUM PACKAGE — Combines the Convenience Package, which includes front and rear parking assist sonar, ³⁵ Blind Spot Monitor (BSM) ² and Rear Cross-Traffic Alert (RCTA) ³⁶ (upgrades to color-keyed rear bumper), with additional convenience features including: power windows with driver and front passenger auto up/down; cab, driver footwell and ignition key illuminated entry system; an anti-theft system with alarm, Glass Breakage Sensor (GBS), ³⁹ engine immobilizer, ³⁸ and Entune™ Premium JBL® Audio with Integrated Navigation ¹⁷ (JBL® Audio on CrewMax only)	—	—	P	—	P	—	—
CONVENIENCE PACKAGE — Includes front and rear parking assist sonar, ³⁵ Blind Spot Monitor (BSM) ² and Rear Cross-Traffic Alert (RCTA) ³⁶ (upgrades to color-keyed rear bumper; requires SR5 Upgrade Package on SR5 models)	—	P	—	P	—	—	—
SR5 UPGRADE PACKAGE — Adds larger fuel tank (5.7L V8 only), replaces front bench seating with front bucket seats with power driver's seat with power lumbar support, adds front center console with floor-mounted urethane shift lever and knob, tilt/telescopic urethane steering wheel, three front cup holders, auto-dimming rearview mirror with compass and HomeLink ^{®23} universal transceiver, and an anti-theft system with alarm and engine immobilizer ³⁸	—	P	—	P	—	—	—
SR WORK TRUCK PACKAGE — Adds durable vinyl seating and flooring and removes wireless door lock feature	P	—	—	—	—	—	—
Entune™ Premium Audio with Integrated Navigation ¹⁷ and App Suite ¹⁸ — includes Entune™ Multimedia Bundle ⁶ (7-in. high-resolution touch-screen with split-screen display, AM/FM CD player with MP3/WMA playback capability, nine speakers (seven speakers on Double Cab), auxiliary audio jack, USB 2.0 port ⁷ with iPod ^{®8} connectivity and control, advanced voice recognition ⁹ hands-free phone capability, phone book access and music streaming ¹⁰ via Bluetooth ^{®11} wireless technology), Siri [®] Eyes Free, ¹² Entune [®] App Suite, ¹⁸ HD Radio™ ¹⁶ Technology, HD Radio™ Predictive Traffic and Doppler Weather overlay, AM/FM cache radio, SiriusXM [®] Satellite Radio ¹⁴ with 3-month complimentary SiriusXM All Access trial; ¹⁵ Gracenote [®] album cover art, and integrated backup camera display; ⁵ Access to Entune [®] App Suite ¹⁸ is subscription-free. See toyota.com/entune for details.	—	O	S	O	S	—	—
Entune™ Premium JBL® Audio with Integrated Navigation ¹⁷ and App Suite ¹⁸ — includes Entune™ Multimedia Bundle ⁶ (7-in. high-resolution touch-screen with split-screen display, AM/FM CD player with MP3/WMA playback capability, 12 JBL® speakers including subwoofer and amplifier, auxiliary audio jack, USB 2.0 port ⁷ with iPod ^{®8} connectivity and control, advanced voice recognition ⁹ hands-free phone capability, phone book access and music streaming ¹⁰ via Bluetooth ^{®11} wireless technology), Siri [®] Eyes Free, ¹² Entune [®] App Suite, ¹⁸ HD Radio™ ¹⁶ Technology, HD Radio™ Predictive Traffic and Doppler Weather overlay, AM/FM cache radio, SiriusXM [®] Satellite Radio ¹⁴ with 3-month complimentary SiriusXM All Access trial; ¹⁵ Gracenote [®] album cover art, and integrated backup camera display; ⁵ Access to Entune [®] App Suite ¹⁸ is subscription-free. See toyota.com/entune for details. Requires Limited Premium Package on Limited models.	—	—	—	—	P	S	S
Deck rail system ⁴⁸ with four adjustable tie-down cleats	O	O	S	O	S	S	S
Heated power outside tow mirrors with turn signal indicators, and manual-extend and -folding feature (5.7L V8 only; not available with BSM and RCTA)	O	O	O	O	O	—	—
Running boards	O	O	O	O	O	O	O
Power tilt/slide moonroof with sliding sunshade	—	—	—	—	O	O	O

See numbered footnotes in Disclosures section.

S = Standard O = Optional — = Not available P = Feature is available as part of an option package.

SPECIFICATIONS

MECHANICAL	DOUBLE CAB			CREWMAX			
	SR	SR5	LIMITED	SR5	LIMITED	PLATINUM	1794 EDITION
ENGINE							
4.6-Liter Aluminum i-FORCE V8 with DOHC 32-Valve cylinder heads with Acoustic Control Induction System (ACIS), Dual Independent Variable Valve Timing with intelligence (VVT-i) and 4-2-1 tubular stainless steel exhaust manifold; 310 hp @ 5600 rpm; 327 lb.-ft. @ 3400 rpm	S	S	—	S	—	—	—
5.7-Liter Aluminum i-FORCE V8 with DOHC 32-Valve cylinder heads with Acoustic Control Induction System (ACIS), Dual Independent Variable Valve Timing with intelligence (VVT-i) and 4-2-1 tubular stainless steel exhaust manifold; 381 hp @ 5600 rpm; 401 lb.-ft. @ 3600 rpm	O	O	S	O	S	S	S
5.7-Liter Aluminum i-FORCE V8 with DOHC 32-Valve cylinder heads and E85 Flex Fuel Vehicle ⁴² (FFV) capability, Acoustic Control Induction System (ACIS), Dual Independent Variable Valve Timing with intelligence (VVT-i) and 4-2-1 tubular stainless steel exhaust manifold; 381 hp @ 5600 rpm; 401 lb.-ft. @ 3600 rpm	O	O	O	O	O	O	O
IGNITION SYSTEM							
Electronic, with Toyota Direct Ignition (TDI)	S	S	S	S	S	S	S
Heavy-duty battery and heavy-duty alternator (5.7L V8 only)	S	S	S	S	S	S	S
EXHAUST SYSTEM							
Standard stainless steel exhaust system	S	S	S	S	S	S	S
EMISSION RATING							
Low Emission Vehicle II (LEV-II)	S	S	S	S	S	S	S
Ultra Low Emission Vehicle II (ULEV-II)	O	O	O	O	O	O	O
6-speed Electronically Controlled automatic Transmission with intelligence (ECT-i), sequential shift mode and uphill/downhill shift logic (5.7L V8 models add TOW/HAUL Mode)	S	S	S	S	S	S	S
DRIVETRAIN							
Rear-Wheel Drive (RWD) with Automatic Limited-Slip Differential (Auto LSD) ⁴³	S	S	S	S	S	S	S
4WD Demand part-time 4WD with electronically controlled transfer case, Active Traction Control (A-TRAC) and Automatic Limited-Slip Differential (Auto LSD) ⁴³	O	O	O	O	O	O	O

RATIOS

4.6L V8		5.7L V8	
1st gear	3.52	1st gear	3.33
2nd gear	2.04	2nd gear	1.96
3rd gear	1.40	3rd gear	1.35
4th gear	1.00	4th gear	1.00
5th gear	0.72	5th gear	0.73
6th gear	0.59	6th gear	0.59
Reverse	3.22	Reverse	3.06
Axle ratio	3.91	Rear differential	4.30
4WD transfer case (high/low range)	1.00/2.64	4WD transfer case (high/low range)	1.00/2.64

See numbered footnotes in Disclosures section.

S = Standard O = Optional — = Not available P = Feature is available as part of an option package.

SPECIFICATIONS (continued)

SUSPENSION	DOUBLE CAB			CREWMAX			
	SR	SR5	LIMITED	SR5	LIMITED	PLATINUM	1794 EDITION
Independent coil-spring high-mounted double-wishbone front suspension with stabilizer bar and low-pressure nitrogen gas-filled shock absorbers; live axle with trapezoidal multi-leaf rear suspension with staggered outboard-mounted low-pressure nitrogen gas-filled shock absorbers	S	S	S	S	S	S	S
STEERING							
Hydraulic power rack-and-pinion	S	S	S	S	S	S	S
Steering wheel turns, lock-to-lock	3.71	3.71	3.71	3.71	3.71	3.71	3.71
Turning circle diameter, curb to curb (ft.) (Standard Bed/Long Bed) (Short Bed on CrewMax)	44.0/49.0	44.0/49.0	44.0/—	44.0	44.0	44.0	44.0
BRAKES							
Power-assisted ventilated 13.9-in. front disc brakes with opposed 4-piston brake calipers; ventilated 13.6-in. rear disc brakes, and Star Safety System™	S	S	S	S	S	S	S
WEIGHTS AND CAPACITIES							
BASE CURB WEIGHT (lbs.)							
4.6L V8 Standard Bed (Short Bed on CrewMax) (4x2/4x4)	5,100/5,410	5,100/5,410	—/—	5,240/5,560	—/—	—/—	—/—
5.7L V8 Standard Bed (4x2/4x4)	5,170/5,470	5,170/5,470	5,240/5,530	—/—	—/—	—/—	—/—
5.7L V8 Long Bed (4x2/4x4)	5,300/5,600	5,300/5,600	—/—	—/—	—/—	—/—	—/—
5.7L V8 Short Bed (4x2/4x4)	—/—	—/—	—/—	5,340/5,640	5,380/5,680	5,380/5,670	5,380/5,670
GROSS VEHICLE WEIGHT RATING (GVWR) (lbs.)							
4.6L V8 Standard Bed (Short Bed on CrewMax) (4x2/4x4)	6,700/6,900	6,700/6,900	—/—	6,800/7,000	—/—	—/—	—/—
5.7L V8 Standard Bed (4x2/4x4)	6,900/7,100	6,900/7,100	6,900/7,100	—/—	—/—	—/—	—/—
5.7L V8 Long Bed (4x2/4x4)	7,000/7,200	7,000/7,200	—/—	—/—	—/—	—/—	—/—
5.7L V8 Short Bed (4x2/4x4)	—/—	—/—	—/—	7,000/7,200	7,000/7,200	7,000/7,200	7,000/7,200
MAXIMUM PAYLOAD⁴⁴ (lbs.)							
4.6L V8 Standard Bed (Short Bed on CrewMax) (4x2/4x4)	1,600/1,490	1,600/1,490	—/—	1,560/1,440	—/—	—/—	—/—
5.7L V8 Standard Bed (4x2/4x4)	1,730/1,630	1,730/1,630	1,660/1,570	—/—	—/—	—/—	—/—
5.7L V8 Long Bed (4x2/4x4)	1,700/1,600	1,700/1,600	—/—	—/—	—/—	—/—	—/—
5.7L V8 Short Bed (4x2/4x4)	—/—	—/—	—/—	1,660/1,560	1,620/1,520	1,620/1,530	1,620/1,530
MAXIMUM TOWING⁴ (LBS.)							
5.7L V8 Tow Package includes: towing receiver hitch, 4.30 axle ratio, TOW/HAUL mode switch, trailer brake controller, supplemental engine oil cooler, supplemental transmission cooler, heavy-duty battery, 170-amp alternator and 4-/7-pin connector	O	O	S	O	S	S	S
4.6L V8 towing hitch receiver and 4-/7-pin connector	S	S	—	S	—	—	—
4.6L V8 Standard Bed (Short Bed on CrewMax) (4x2/4x4)	6,800/6,500	6,800/6,500	—/—	6,700/6,400	—/—	—/—	—/—
5.7L V8 Standard Bed (4x2/4x4)	10,200/9,900	10,200/9,900	10,100/9,100	—/—	—/—	—/—	—/—
5.7L V8 Long Bed (4x2/4x4)	10,100/9,800	10,100/9,800	—/—	—/—	—/—	—/—	—/—
5.7L V8 Short Bed (4x2/4x4)	—/—	—/—	—/—	10,100/9,800	9,400/8,800	9,400/8,800	9,400/8,800
FUEL TANK							
26.4-gal.	S	S	—	S	—	—	—
38.0-gal.	—	O	S	O	S	S	S

See numbered footnotes in Disclosures section.

SPECIFICATIONS (continued)

DIMENSIONS	DOUBLE CAB			CREWMAX			
	SR	SR5	LIMITED	SR5	LIMITED	PLATINUM	1794 EDITION
EXTERIOR DIMENSIONS (in.)							
Overall height (4x2/4x4)	76.0/76.4	76.0/76.4	76.0/76.2	75.8/76.2	75.8/76.2	75.8/76.2	75.8/76.2
Overall width	79.9	79.9	79.9	79.9	79.9	79.9	79.9
Overall length (Standard Bed)	228.9	228.9	228.9	—	—	—	—
Overall length (Long Bed)	247.8	247.8	—	—	—	—	—
Overall length (Short Bed)	—	—	—	228.9	228.9	228.9	228.9
Wheelbase (Standard Bed)	145.7	145.7	145.7	—	—	—	—
Wheelbase (Long Bed)	164.6	164.6	—	—	—	—	—
Wheelbase (Short Bed)	—	—	—	145.7	145.7	145.7	145.7
Inside bed length (Standard Bed)	78.7	78.7	78.7	—	—	—	—
Inside bed length (Long Bed)	97.6	97.6	—	—	—	—	—
Inside bed length (Short Bed)	—	—	—	66.7	66.7	66.7	66.7
Bed depth	22.2	22.2	22.2	22.2	22.2	22.2	22.2
Bed width at tailgate	66.4	66.4	66.4	66.4	66.4	66.4	66.4
Bed width (between wheelwells)	50.0	50.0	50.0	50.0	50.0	50.0	50.0
Track (front/rear)	67.9/67.9	67.9/67.9	67.9/67.9	67.9/67.9	67.9/67.9	67.9/67.9	67.9/67.9
Ground clearance (4x2/4x4)	10.2*/10.6	10.2*/10.6	10.2/10.4	10.2/10.6	10.0/10.4	10.4/10.4	10.4/10.4
INTERIOR DIMENSIONS, FRONT/REAR (in.)							
Head room	39.7/38.7	39.7/38.7	39.7/38.7	39.7/38.7	39.7/38.9	39.7/38.9	39.7/38.9
Hip room	62.6/62.6	62.6/62.6	62.6/62.6	62.6/60.4	62.6/60.4	62.6/60.4	62.6/60.4
Leg room	42.5/34.7	42.5/34.7	42.5/34.7	42.5/42.3	42.5/42.3	42.5/42.3	42.5/42.3
Shoulder room	65.7/65.6	65.7/65.6	65.7/65.6	65.7/65.5	65.7/65.5	65.7/65.5	65.7/65.5
TIRES							
Type — All-Season	S	S	S	S	S	S	S
Spare — Full-size mounted under body	S	S	S	S	S	S	S
MILEAGE ESTIMATES (mpg city/highway/combined)⁴⁵							
4.6L V8 4x2	15/19/16	15/19/16	—	15/19/16	—	—	—
4.6L V8 4x4	14/18/16	14/18/16	—	14/18/16	—	—	—
5.7L V8 4x2	13/18/15	13/18/15	13/18/15	13/18/15	13/18/15	13/18/15	13/18/15
5.7L V8 4x4	13/17/14	13/17/14	13/17/14	13/17/14	13/17/14	13/17/14	13/17/14

*10.4-in. with Standard Bed.

ACCESSORIES

You own it. But there are a few things you might want to do before it's really yours. Maybe it needs different wheels, tube steps or tie-downs, or a bed extender⁴⁴ for doing the stuff that really matters to you. Whatever it is, ask your sales associate to see the 2018 Tundra Accessories brochure, a soup-to-nuts catalog of Genuine Toyota Accessories designed to give your Tundra the finishing touches that make it unmistakably yours. For a complete list of accessories, go to toyota.com/tundra.

- Alloy wheel locks
- All-weather floor liners¹⁹
- All-weather floor mat¹⁹
- Ball mount⁴
- Bed extender⁴⁴
- Bed lighting
- Bed mat
- BedStep[®]
- Cargo divider⁴⁶
- Cargo net — exterior

- Cargo tote
- Carpet floor mats¹⁹
- Cast aluminum running boards
- Center console tray
- Coin holder/ashtray cup
- Deck rail camera mount⁴⁷
- Deck rail system⁴⁸
- Door edge guards
- Doorsill protectors
- Emergency assistance kit

- Exhaust tip
- First aid kit
- Fog lights
- Glass Breakage Sensor (GBS)³⁹
- Hard tri-fold tonneau cover
- Mini tie-downs with hooks^{44, 49}
- Paint protection film⁵⁰
- Predator step
- Skid Resistor™ bedliner
- Spare tire lock

- Spray-on bedliner
- Trailer ball⁴
- TRD carpet floor mats¹⁹
- TRD oil cap
- TRD oil filter
- TRD radiator cap
- Tube steps — black or chrome
- “Tundra” tailgate insert badge (chrome or black)
- Universal tablet holder



Spray-on bedliner



All-weather floor liners¹⁹



Predator step



Hard tri-fold tonneau cover



Exhaust tip



Bed mat



Cargo divider⁴⁶



BedStep[®]

CARS BUILT FOR THE WAY YOU LIVE

At Toyota, we build cars for how you live. From building advanced safety features designed to help prevent crashes to driving cross-country to understand how we can make your driving experience better, our work starts with understanding your needs. Building cars for how you live also means thinking about tomorrow — from fuel efficiency and environmental innovations, to things beyond cars, like a bicycle that you can control with your mind. And because what we learn building cars can help improve lives in other places, we do things like help communities rebuild their homes quickly after a disaster and work with soup kitchens to help them serve more people faster. Toyota. Built for how you live. Together we are going places.



For Toyota Mobility program details, go to www.toyota.com/mobility or call the Toyota Customer Assistance Center at 1-800-331-4331



WARRANTIES

Every Toyota Car, Truck and SUV is built to exceptional standards. And that's not idle boasting. We back it up with these Limited Warranty Coverages:

Basic: 36 months/36,000 miles (all components other than normal wear and maintenance items).

Powertrain: 60 months/60,000 miles (engine, transmission/transaxle, drive system, seatbelts and airbags).

Rust-Through: 60 months/unlimited miles (corrosion perforation of sheet metal).

Emissions: Coverages vary under Federal and California regulations. Refer to applicable *Warranty and Maintenance Guide* for details.

Toyota Tundra is designed to meet most off-road driving requirements. Abusive use may result in bodily harm or damage. Toyota encourages responsible operation to protect you, your vehicle and the environment. Seatbelts should be worn at all times. Please do not allow passengers to ride in the cargo area. Towing hitch receiver/ball mount kits are not intended to provide crash protection.

Accessories: For Genuine Toyota Accessories purchased at the time of the new vehicle purchase, the Toyota Accessory Warranty coverage is in effect for 36 months/36,000 miles from the vehicle's in-service date, which is the same coverage as the Toyota New Vehicle Limited Warranty.

For Genuine Toyota Accessories purchased after the new vehicle purchase the coverage is 12 months, regardless of mileage, from the date the accessory was installed on the vehicle, or the remainder of any applicable new vehicle warranty, whichever provides greater coverage.

You may be eligible for transportation assistance if it's necessary that your vehicle be kept overnight for repairs covered under warranty. Please see your authorized Toyota dealership for further details.

For complete details about Toyota's warranties, please visit www.toyota.com, refer to the applicable *Warranty and Maintenance Guide* or see your Toyota dealer.

For details on vehicle specifications, standard features and available equipment in your area, contact your Toyota dealer. A vehicle with particular equipment may not be available at the dealership. Ask your Toyota dealer to help locate a specifically equipped vehicle.

All information presented herein is based on data available at the time of posting, is subject to change without notice and pertains specifically to mainland U.S.A. vehicles only. Prototypes shown. Actual production vehicles may vary.

DISCLOSURES

1. Toyota strives to build vehicles to match customer interest and thus they typically are built with popular options and option packages. Not all options/packages are available separately and some may not be available in all regions of the country. See toyota.com for information about options/packages commonly available in your area. If you would prefer a vehicle without any or with different options, contact your dealer to check for current availability or the possibility of placing a special order. 2. Do not rely exclusively on the Blind Spot Monitor. Always look over your shoulder and use your turn signal. There are limitations to the function, detection and range of the monitor. See *Owner's Manual* for additional limitations and details. 3. Do not rely exclusively on the blind spot mirror. Always look over your shoulder and use your turn signal. There are limitations to the function, detection and range of the mirror. See *Owner's Manual* for additional limitations and details. 4. Before towing, confirm your vehicle and trailer are compatible, hooked up and loaded properly and that you have any necessary additional equipment. Do not exceed any Weight Ratings and follow all instructions in your *Owner's Manual*. The maximum you can tow depends on base curb weight plus the total weight of any cargo, occupants, and added vehicle equipment. "Added vehicle equipment" includes additional standard/optional equipment and accessories added by the manufacturer, dealers, and/or vehicle owners. The only way to be certain of your vehicle's exact curb weight is to weigh your vehicle without passengers or cargo. 5. The backup camera does not provide a comprehensive view of the rear area of the vehicle. You should also look around outside your vehicle and use your mirrors to confirm rearward clearance. Environmental conditions may limit effectiveness and view may become obscured. See *Owner's Manual* for additional limitations and details. 6. Entune™ is a trademark of Toyota Motor Corporation. Always drive safely, obey traffic laws and focus on the road while driving. Services vary by phone/carrier. Functionality depends on many factors. Services subject to change. For enrollment and more details, see toyota.com/entune. 7. May not be compatible with all mobile phones, MP3/WMA players and like models. 8. iPod® and iPhone® are registered trademarks of Apple Inc. All rights reserved. 9. Advanced voice recognition capabilities vary by head unit. 10. Apps/services vary by phone/carrier; functionality depends on many factors. Select apps use large amounts of data; you are responsible for charges. Apps and services subject to change. See toyota.com/entune for details. 11. The Bluetooth® word mark and logos are registered trademarks owned by Bluetooth SIG, Inc., and any use of such marks by Toyota is under license. A compatible Bluetooth®-enabled phone must first be paired. Phone performance depends on software, coverage and carrier. 12. Always drive safely, obey traffic laws and focus on the road while driving. Siri® is available on select iPhone®/iPad® models and requires Internet access. Siri® is not available in all languages or all areas and features vary by area. Some Siri® functionality and commands are not accessible in the vehicle. Data charges may apply. See apple.com and phone carrier for details. Siri® is a registered trademark of Apple Inc. 13. Be sure to obey traffic regulations and maintain awareness of road and traffic conditions at all times. Apps/services vary by phone/carrier; functionality depends on many factors. Select apps use large amounts of data; you are responsible for charges. Apps and services subject to change. Availability and accuracy of the information provided by Scout® GPS Link is dependent upon many factors. Use common sense when relying on information provided. Services and programming subject to change. Services not available in every city or roadway. See toyota.com/entune for details. Scout® is a registered trademark of Telenav, Inc. 14. SiriusXM audio services require a subscription sold separately, or as a package, by Sirius XM Radio Inc. If you decide to continue service after your trial, the subscription plan you choose will automatically renew thereafter and you will be charged according to your chosen payment method at then-current rates. Fees and taxes apply. To cancel you must call SiriusXM at 1-866-635-2349. See SiriusXM Customer Agreement for complete terms at www.siriusxm.com. All fees and programming subject to change. Not all vehicles or devices are capable of receiving all services offered by SiriusXM. Current information and features may not be available in all locations, or on all receivers. ©2017 Sirius XM Radio Inc. Sirius, XM, SiriusXM and all related marks and logos are trademarks of Sirius XM Radio Inc. 15. Trial length and service availability may vary by model, model year or trim. 16. HD Radio™ Technology manufactured under license from iBiquity Digital Corporation U.S. and Foreign Patents. HD Radio™ and the HD, HD Radio, and "Arc" logos are proprietary trademarks of iBiquity Digital Corp. 17. Availability and accuracy of the information provided by the navigation system is dependent upon many factors. Use common sense when relying on information provided. Services and programming subject to change. Services not available in every city or roadway. Updates may be available from your dealer at an additional cost. See *Owner's Manual* for details. 18. Be sure to obey traffic regulations and maintain awareness of road and traffic conditions at all times. Apps/services vary by phone/carrier; functionality depends on many factors. Select apps use large amounts of data; you are responsible for charges. Apps and services subject to change. See toyota.com/entune for details. 19. This floor mat was designed specifically for use in your model and model year vehicle and SHOULD NOT be used in any other vehicle. To avoid potential interference with pedal operation, each mat must be secured with its fasteners. Do not install a floor mat on top of an existing floor mat. 20. Dynamic Radar Cruise Control is designed to assist the driver and is not a substitute for safe and attentive driving practices. System effectiveness is dependent on road, weather and traffic conditions. See *Owner's Manual* for additional limitations and details. 21. Lane Departure Alert is designed to read visible lane markers under certain conditions, and provide visual and audible alerts when lane departure is detected. It is not a collision-avoidance system or a substitute for safe and attentive driving. Effectiveness is dependent on many factors including road, weather and vehicle conditions. See *Owner's Manual* for additional limitations and details. 22. The Integrated Trailer Brake Controller is an electronic system that operates in tandem with a properly equipped trailer with an electric braking system. It is designed to help the driver maintain trailer control by increasing or reducing trailer braking based on trailer weight. It is not a substitute for safe towing practices. Factors including speed, road conditions and driver input can all affect trailer braking control. See *Owner's Manual* for additional limitations and details. 23. HomeLink® and the HomeLink® house icon are registered trademarks of Gentex Corporation. 24. Drivers are responsible for their own safe driving. Always pay attention to your surroundings and drive safely. System effectiveness is dependent on many factors including road, weather and vehicle conditions. See *Owner's Manual* for additional limitations and details. 25. The TSS Pre-Collision System is designed to help avoid or reduce the crash speed and damage in certain frontal collisions only. It is not a substitute for safe and attentive driving. System effectiveness is dependent on many factors including road, weather and vehicle conditions. See *Owner's Manual* for additional limitations and details. 26. The Pedestrian Detection system is designed to detect a pedestrian ahead of the vehicle, determine if impact is imminent and help reduce impact speed. It is not a substitute for safe and attentive driving. System effectiveness depends on many factors, such as speed, size and position of pedestrians, and weather, light and road conditions. See *Owner's Manual* for additional limitations and details. 27. Sway Warning is designed to provide a visual and audible alert if it detects a pattern of vehicle movement that might indicate driver inattention or drowsiness. It is not a collision-avoidance system or a substitute for safe and attentive driving. Effectiveness is dependent on many factors including road, weather and vehicle conditions. See *Owner's Manual* for additional limitations and details. 28. Automatic High Beams operate at speeds above 25 mph. Factors such as a dirty windshield, weather, lighting and terrain limit effectiveness, requiring the driver to manually operate the high beams. See *Owner's Manual* for additional limitations and details. 29. Based on manufacturer's data for caliper type and rotor size, January 2017. 30. Vehicle Stability Control is an electronic system designed to help the driver maintain vehicle control under adverse conditions. It is not a substitute for safe and attentive driving practices. Factors including speed, road conditions, weather and driver steering input can all affect whether VSC will be effective in preventing a loss of control. See *Owner's Manual* for additional limitations and details. 31. Brake Assist is designed to help the driver take full advantage of the benefits of ABS. It is not a substitute for safe driving practices. Braking effectiveness also depends on proper vehicle maintenance, and tire and road conditions. See *Owner's Manual* for additional limitations and details. 32. Smart Stop Technology® operates only in the event of certain contemporaneous brake and accelerator pedal applications. When engaged, the system will reduce power to help the brakes bring the vehicle to a stop. Factors including speed, road conditions and driver input can all impact stopping distance. Smart Stop Technology® is not a substitute for safe and attentive driving and does not guarantee instant stopping. See *Owner's Manual* for details. 33. All the airbag systems are Supplemental Restraint Systems. All airbags (if installed) are designed to inflate only under certain conditions and in certain types of severe collisions. To decrease the risk of injury from an inflating airbag, always wear seatbelts and sit upright in the middle of the seat as far back as possible. Do not put objects in front of an airbag or around the seatback. Do not use a rearward-facing child seat in any front passenger seat. See *Owner's Manual* for additional limitations and details. 34. The Toyota Tire Pressure Monitor alerts the driver when tire pressure is critically low. For optimal tire wear and performance, tire pressure should be checked regularly with a gauge; do not rely solely on the monitor system. See *Owner's Manual* for details. 35. Parking assist sonar is designed to assist drivers in avoiding potential collisions at speeds of 9 mph or less. Certain vehicle and environmental factors, including an object's shape and composition, may affect the ability of the parking assist sonar to detect it. Always look around outside the vehicle and use mirrors to confirm clearance. See *Owner's Manual* for additional limitations and details. 36. Do not rely exclusively on the Rear Cross-Traffic Alert system. Always look over your shoulder and use your mirrors to confirm rear clearance. There are limitations to the function, detection and range of the system. See *Owner's Manual* for additional limitations and details. 37. Trailer-Sway Control (TSC) is an electronic system designed to help the driver maintain vehicle control under adverse conditions. It is not a substitute for safe driving practices. Factors including speed, road conditions, weather and driver steering input can all affect whether TSC will be effective in preventing a loss of control. See *Owner's Manual* for additional limitations and details. 38. The engine immobilizer is a state-of-the-art anti-theft system. When you insert your key into the ignition switch or bring a Smart Key fob into the vehicle, the key transmits an electronic code to the vehicle. The engine will only start if the code in the transponder chip inside the key/fob matches the code in the vehicle's immobilizer. Because the transponder chip is embedded in the key/fob, it can be costly to replace. If you lose a key or fob, your Toyota dealer can help. Alternatively, you can find a qualified independent locksmith to perform high-security key services by consulting your local Yellow Pages or by contacting www.aloa.org. 39. Available only for vehicles equipped with factory security and factory remote keyless entry system or Smart Key System. 40. Covers normal factory scheduled service for 2 years or 25K miles, whichever comes first. See Toyota dealer for details and exclusions. Valid only in the continental U.S. and Alaska. 41. Roadside assistance coverage is 2 years unlimited mileage. See Toyota Dealer for details and exclusions. Valid only in the continental U.S. and Alaska. 42. Flex Fuel Vehicles not available in every state. In states where available, all 4x4 5.7L V8 models are FFV. Flex Fuel Vehicles use E85, gasoline or a combination of both. Estimated mileage will vary. Consult your dealer for nearest E85 filling stations or see toyota.com for further details. 43. Auto LSD is an electronic, brake-actuated limited-slip differential that automatically activates when VSC is disengaged at low speeds. 44. "Payload capacity" is the calculation of GVWR minus curb weight and should be used for comparison purposes only. Do not exceed any Weight Ratings and follow all instructions in your *Owner's Manual*. The maximum you can haul (payload) depends on base curb weight plus the total weight of any cargo, occupants, and added vehicle equipment. "Added vehicle equipment" includes additional standard/optional equipment and accessories added by the manufacturer, dealers, and/or vehicle owners. The only way to be certain of your vehicle's exact curb weight is to weigh your vehicle without passengers or cargo. 45. 2018 EPA-estimated mileage. Actual mileage will vary. 46. Cargo and load capacity limited by weight and distribution. 47. GoPro® mount on the windshield is to be used with GoPro HERO cameras. GoPro® camera not included. GoPro, HERO, the GoPro logo, and the GoPro Be a Hero logo are trademarks or registered trademarks of GoPro, Inc. 48. Standard on Limited, Platinum and 1794 Edition grades; available on all other models. 49. Requires deck rail system. 50. The Toyota Genuine Accessory Warranty will only apply when the installation is performed by a trained Toyota-approved installer. Please see dealer for details. 51. Based on manufacturers' data.