

2017 RAV4



 **TOYOTA** | *Let's
Go
Places*

Get the most out of every adventure.

Whether you're around town or out of town, the 2017 Toyota RAV4 gives you the opportunity to take your journeys even further. The new SE Hybrid adds another level of efficiency to the lineup, while the new Platinum grade enhances the premium look and feel. Its full-body color treatment gives it a sleeker look, while inside, ambient lighting and a heated steering wheel are there to cater to your needs. And since Toyota Safety Sense™ P (TSS-P)²⁴ comes standard on every RAV4, you have everything you need — style, SUV capability, and safety — to venture out to more places.



—
“Our gear is loaded up, and we’re ready to go. Let’s do this.”
—

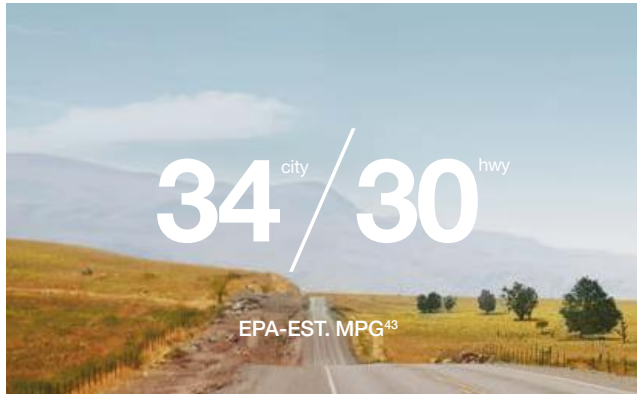


Platinum shown in Blizzard Pearl[®] and SE Hybrid shown in Electric Storm Blue.
See numbered footnotes in Disclosures section.



Redefine what a hybrid SUV can do, with more efficiency and excitement.

Let's bring tech, style and efficiency to every adventure. With RAV4 Hybrid's advanced innovations and Toyota's proven hybrid powertrain, you can make the most of any trip. And in addition to great fuel economy, RAV4 Hybrid adds extra oomph with 194 net horsepower and outstanding acceleration. For extra confidence when Mother Nature rains on your parade, the available Electronic On-Demand All-Wheel Drive with intelligence (AWD-i) is designed to help make any trek a sure-footed experience, with an electric motor that delivers instant torque to the rear wheels when you need more traction. It helps you get even more from everything you want to do.



EPA-ESTIMATED 34 MPG⁴³

RAV4 Hybrid engages a variety of future-forward tech to help make every journey as efficient as possible. You'll enjoy the extra thrills that come from the power and acceleration, and with RAV4 Hybrid's EPA-estimated 34 mpg city,⁴³ your wallet will be happy too.



HYBRID GAUGE CLUSTER

Stay on top of it all. RAV4 Hybrid's unique gauge cluster lets you monitor the Hybrid Synergy Drive[®] system with just a glance. You can quickly track when the system is charging and providing power to the drive wheels, so you can get the most out of every drive.



HYBRID ENERGY MONITOR

RAV4 Hybrid has the tools to help increase the efficiency of your drive. The energy monitor indicates the operation of the gas engine, electric motor generator and hybrid battery. As conditions change, it provides real-time information showing how power is being routed to the drive wheels, or how the battery is being charged.



Limited Hybrid shown in Electric Storm Blue with available Advanced Technology Package.

A rewarding space where technology meets luxury.

Enjoy every trip, from uphill to downtown, in RAV4's roomy interior. The driver and front passenger enjoy available heated seats and dual zone automatic climate control. Another convenient piece of tech is the available Smart Key System.²³ The luxurious leather-trimmed steering wheel, available Entune™ Premium Audio with Integrated Navigation¹⁹ and App Suite,⁷ SiriusXM® Satellite Radio¹⁷ with a 3-month complimentary SiriusXM All Access trial, and frameless HomeLink®-capable mirror²¹ further enhance the high-tech experience. Immerse yourself in the refined interior and drive in complete comfort.



BIRD'S EYE VIEW CAMERA® WITH PERIMETER SCAN

RAV4's available Bird's Eye View Camera helps you see nearby objects and get into and out of small spaces with ease. The system includes Perimeter Scan — an innovative feature that displays live, rotating 360-degree views of your surroundings when you're parked.



INTEGRATED NAVIGATION¹⁹

RAV4 offers a selection of Integrated Navigation systems to help guide you on your next adventure. Choose from Entune™ Premium Audio with Integrated Navigation and App Suite,⁷ and Entune™ Premium JBL® Audio with Integrated Navigation and App Suite, featuring JBL® GreenEdge™ speakers. Both offer the convenience and clarity of SiriusXM® Satellite Radio.¹⁷



SOFTEx® DRIVER'S SEAT WITH MEMORY FUNCTION

RAV4 helps you customize your comfort. Available multi-stage heated SofTex®-trimmed front seats help tame those chilly nights. And finding the perfect driving position is never an issue, thanks to an available 8-way power-adjustable driver's seat with memory function and power lumbar support.

INTERIOR TECHNOLOGY



Limited Hybrid interior shown in Cinnamon with available Entune™ Premium JBL® Audio with Integrated Navigation¹⁹ and App Suite.⁷

See numbered footnotes in Disclosures section.

Expand your horizons and your personal space.

RAV4 makes comfort and convenience a priority. Reduced noise, vibration and harshness help make for a quiet cabin, and the available flexible cargo net system and second-row seats with a reclining, folding 60/40 split let you easily reconfigure the cargo area to meet your needs. With this much space, you can get busy expanding your horizons more from everything you want to do.



CUP HOLDER

Bring your favorite beverage along for the ride. RAV4 features a cup holder design that can accommodate your favorite travel mugs — handles and all.



HANDS-FREE, FOOT-ACTIVATED POWER LIFTGATE

Loading cargo when your hands are full has never been easier. Standard on RAV4 Platinum, the hands-free power liftgate senses your Smart Key fob²³ and opens when you simply wave your foot under the center of the rear bumper. And because it's height-adjustable, the liftgate can be programmed to stop at your desired height every time. Getting ready for the adventure is easier than ever. (Photo for demonstration purposes only. Please see *Owner's Manual* for more details on functionality.)



CARGO AREA

RAV4's generous cargo area lets you take the fun wherever you go. Whether you fold the 60/40 split second-row seats flat or leave them upright, with RAV4's up to 73.4 cubic feet of cargo capacity,⁴¹ there's always plenty of space in the back. So go ahead: Bring your friends and all their gear. There's no reason to leave any of the fun behind.



SE interior shown in Black with available cargo net hammock.⁴¹

See numbered footnotes in Disclosures section.

Raise the bar with a spirited driving experience.

Drive with confidence. RAV4 SE's available All-Wheel Drive features an innovative Dynamic Torque-Control AWD system. It helps enhance handling by distributing engine power from front to rear and manages the vehicle's braking system from side to side for optimal control. Sport Mode provides a more exciting drive, with thrilling acceleration and revised shift points from the 6-speed automatic transmission.



SE GAUGE CLUSTER

Sporty touches for an inspiring drive. SE gas models feature performance-inspired styling cues such as eye-catching red needles and red gauge cluster illumination. It all helps you stay informed with just a glance so you can stay focused on the drive ahead.



SE PADDLE SHIFTERS

Paddle shifters let you shift gears without letting go of the wheel. A light touch on either lever gives you rapid gear changes and a more engaging drive. It's one more way SE gas models help keep you in control of the fun.



SUSPENSION

Comfort and control. RAV4's suspension provides a smooth ride on the highway. For those with an athletic soul, RAV4 SE gas models feature a sport-tuned suspension with attractive blue shocks up front to deliver a more spirited drive.



SE AWD shown in Barcelona Red Metallic.

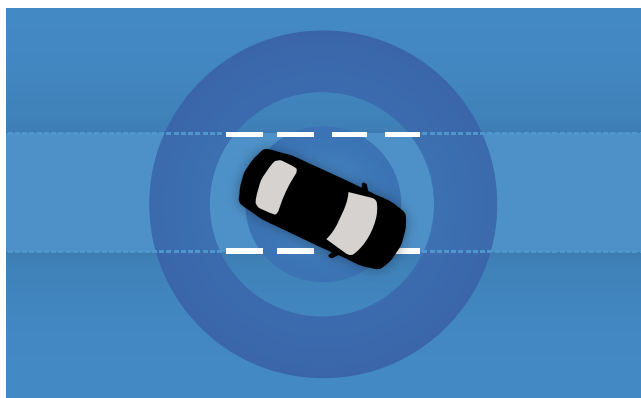


Platinum shown in Blizzard Pearl⁴⁴ and **SE Hybrid** shown in Electric Storm Blue. (The blue waves depicted before the **SE Hybrid** are an artistic illustration of Dynamic Radar Cruise Control (DRCC)²⁹ only and do not represent actual DRCC activity or range.)

See numbered footnotes in Disclosures section.


Features designed for your safety.

The road can be unpredictable. That's why RAV4 is equipped with eight standard airbags³⁷ and integrated features like the Star Safety System™ and standard Toyota Safety Sense™ P (TSS-P).²⁴ This package of safety features combines the Pre-Collision System²⁵ with Pedestrian Detection²⁶ (PCS w/PD), Lane Departure Alert with Steering Assist (LDA w/SA),²⁷ Automatic High Beams (AHB)²⁸ and Dynamic Radar Cruise Control (DRCC)²⁹ to assist you. TSS-P's comprehensive features create in-the-moment safety designed to help support your awareness and decision-making on the road.



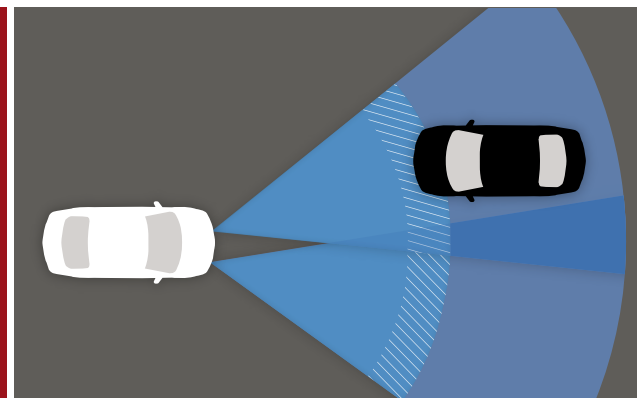
LANE DEPARTURE ALERT WITH STEERING ASSIST (LDA w/SA)²⁷

If an inadvertent lane departure is detected and there are visible lane markings, the Lane Departure Alert system will issue both an audible alert and visual warning on the MID screen. If the system determines that the driver is not taking corrective action, the Steering Assist function will initiate and provide gentle corrective steering when necessary to help keep the vehicle in the lane.



PRE-COLLISION SYSTEM²⁵ WITH PEDESTRIAN DETECTION²⁶ (PCS w/PD)

Pre-Collision System with Pedestrian Detection helps keep the road safe by detecting a vehicle or pedestrians in certain situations. By combining millimeter-wave radar with a camera capable of shape recognition, the system provides an audible warning and a display notification to alert you of a possible collision with a pedestrian under certain circumstances. If you don't react, automatic braking support helps mitigate the potential for a collision.



AUTOMATIC HIGH BEAMS (AHB)²⁸

Enhance visibility and help make nighttime driving safe. This system uses a camera to help detect oncoming vehicles as far away as 2000 feet and, depending on the circumstances, it can automatically switch the high beams on and off, helping to make it easier for other drivers on the road.



LE

Powertrain

- 2.5L 4-Cylinder Engine
- 6-speed automatic transmission
- 176 hp @ 6000 rpm
- 172 lb.-ft. @ 4100 rpm
- Available Dynamic Torque-Control AWD

Exterior Features

- Halogen projector-beam headlights with auto on/off feature
- Power outside mirrors with folding feature and blind spot mirrors³
- Roof rails
- 17-in. wide-vent steel wheels with wheel covers and P225/65R17 tires
- Automatic Limited-Slip Differential (Auto LSD)⁴⁵

Interior Features

- Backup camera⁵ with projected path
- Entune™ Audio
- Tilt/telescopic urethane steering wheel with audio, Multi-Information Display (MID), advanced voice recognition¹² and *Bluetooth*^{®14} hands-free phone controls
- Fabric-trimmed 6-way adjustable driver's seat with seatback pocket; 4-way adjustable front passenger seat with seatback pocket
- Fabric-trimmed 60/40 split, reclining, fold-flat second-row seat with center armrest

Safety

- Toyota Safety Sense™ (TSS-P)²⁴ includes:
 - Pre-Collision System²⁵ with Pedestrian Detection²⁶ (PCS w/PD)
 - Lane Departure Alert with Steering Assist (LDA w/SA)²⁷
 - Automatic High Beams (AHB)²⁸
 - Dynamic Radar Cruise Control (DRCC)²⁹

Options

- Entune™ Audio Plus with Connected Navigation App¹⁵
- Cargo net hammock
- Cargo area tonneau cover
- Rear cargo mat



XLE

Adds to or replaces features offered on LE

Powertrain

- 2.5L 4-Cylinder Engine
- 6-speed automatic transmission
- 176 hp @ 6000 rpm
- 172 lb.-ft. @ 4100 rpm
- Available Dynamic Torque-Control AWD

Exterior Features

- Integrated fog lights
- Silver-highlighted lower grille
- 17-in. 5-spoke alloy wheels with P225/65R17 tires
- Power tilt/slide moonroof with sunshade

Interior Features

- 4.2-in. TFT Multi-Information Display (MID)
- Dual zone automatic climate control with air filter
- Tilt/telescopic leather-trimmed steering wheel with audio, Multi-Information Display (MID), advanced voice recognition¹² and *Bluetooth*^{®14} hands-free phone controls
- Fabric-trimmed 6-way adjustable driver's seat with sport bolsters and seatback pocket; 4-way adjustable front passenger seat with sport bolsters and seatback pocket

Safety

- Toyota Safety Sense™ (TSS-P)²⁴ includes:
 - Pre-Collision System²⁵ with Pedestrian Detection²⁶ (PCS w/PD)
 - Lane Departure Alert with Steering Assist (LDA w/SA)²⁷
 - Automatic High Beams (AHB)²⁸
 - Dynamic Radar Cruise Control (DRCC)²⁹

Options

- Convenience Package — Smart Key System²³ (XLE gas models only), Blind Spot Monitor (BSM)⁴ and Rear Cross-Traffic Alert (RCTA)³³, front and rear parking sonar,² Entune™ Premium Audio with Integrated Navigation¹⁹ and App Suite,⁷ and height-adjustable power liftgate with jam protection
- Entune™ Premium Audio with Integrated Navigation¹⁹ and App Suite⁷
- Height-adjustable power liftgate with jam protection
- Cargo net hammock
- Cargo area tonneau cover
- Rear cargo mat



SE

Adds to or replaces features offered on XLE

Powertrain

- 2.5L 4-Cylinder Engine
- 6-speed automatic transmission
- 176 hp @ 6000 rpm
- 172 lb.-ft. @ 4100 rpm
- Available Dynamic Torque-Control AWD

Exterior Features

- LED projector-beam headlights with auto on/off feature
- LED Daytime Running Lights (DRL)
- 18-in. 5-spoke sport alloy wheels with P235/55R18 tires
- Black-painted heated power outside mirrors with turn signal indicators and folding feature

Interior Features

- Entune™ Audio Plus with Connected Navigation App¹⁵
- 4.2-in. TFT Multi-Information Display (MID)
- Steering wheel-mounted paddle shifters
- SofTex[®]-trimmed 8-way power-adjustable driver's seat with power lumbar support, sport bolsters and seatback pocket; 4-way adjustable front passenger seat with sport bolsters and seatback pocket
- Driver and front passenger heated seats
- SofTex[®]-trimmed 60/40 split, reclining, fold-flat second-row seat with center armrest
- Smart Key System²³ on front doors with Push Button Start and remote power liftgate function
- Blind Spot Monitor (BSM)⁴ and Rear Cross-Traffic Alert (RCTA)³³

Safety

- Toyota Safety Sense™ (TSS-P)²⁴ includes:
 - Pre-Collision System²⁵ with Pedestrian Detection²⁶ (PCS w/PD)
 - Lane Departure Alert with Steering Assist (LDA w/SA)²⁷
 - Automatic High Beams (AHB)²⁸
 - Dynamic Radar Cruise Control (DRCC)²⁹

Options

- Advanced Technology Package — Bird's Eye View Camera⁶ with Perimeter Scan, front and rear parking sonar,² Entune™ Premium JBL[®] Audio with Integrated Navigation¹⁹ and App Suite⁷
- Entune™ Premium JBL[®] Audio with Integrated Navigation¹⁹ and App Suite⁷
- Available S-Code paint treatment⁴⁴ (includes Advanced Technology Package)
- Cargo net hammock
- Cargo area tonneau cover
- Rear cargo mat



Limited

Adds to or replaces features offered on XLE

Powertrain

- 2.5L 4-Cylinder Engine
- 6-speed automatic transmission
- 176 hp @ 6000 rpm
- 172 lb.-ft. @ 4100 rpm
- Available Dynamic Torque-Control AWD

Exterior Features

- LED projector-beam headlights with auto on/off feature
- LED Daytime Running Lights (DRL)
- Front and rear parking sonar²
- 18-in. 5-spoke SuperChrome alloy wheels with P235/55R18 tires
- Color-keyed heated power outside mirrors with turn signal indicators and folding feature

Interior Features

- Entune™ Premium Audio with Integrated Navigation¹⁹ and App Suite⁷
- Frameless auto-dimming rearview mirror
- Dynamic Radar Cruise Control (DRCC)²⁹
- Leather-trimmed shift lever with silver accents
- 4.2-in. TFT Multi-Information Display (MID)
- SofTex®-trimmed 8-way power-adjustable driver's seat with memory function, power lumbar support, sport bolsters and seatback pocket; 4-way adjustable front passenger seat with sport bolsters and seatback pocket
- Driver and front passenger heated seats
- SofTex®-trimmed 60/40 split, reclining, fold-flat second-row seat with center armrest
- Smart Key System²³ on front doors with Push Button Start and remote power liftgate function
- Blind Spot Monitor (BSM)⁴ and Rear Cross-Traffic Alert (RCTA)³³

Safety

- Toyota Safety Sense™ (TSS-P)²⁴ includes:
 - Pre-Collision System²⁵ with Pedestrian Detection²⁶ (PCS w/PD)
 - Lane Departure Alert with Steering Assist (LDA w/SA)²⁷
 - Automatic High Beams (AHB)²⁸
 - Dynamic Radar Cruise Control (DRCC)²⁹

Options

- Advanced Technology Package — Bird's Eye View Camera⁶ with Perimeter Scan, and Entune™ Premium JBL® Audio with Integrated Navigation¹⁹ and App Suite⁷
- Entune™ Premium JBL® Audio with Integrated Navigation¹⁹ and App Suite⁷
- Cargo net hammock
- Cargo area tonneau cover
- Rear cargo mat

See numbered footnotes in Disclosures section.



Platinum

Adds to or replaces features offered on Limited

Powertrain

- 2.5L 4-Cylinder Engine
- 6-speed automatic transmission
- 176 hp @ 6000 rpm
- 172 lb.-ft. @ 4100 rpm
- Available Dynamic Torque-Control AWD

Exterior Features

- Full-body color
- Hands-free, foot-activated power liftgate with jam protection
- Platinum badging
- Front and rear parking sonar²
- 18-in. 5-spoke SuperChrome alloy wheels with P235/55R18 tires
- LED projector-beam headlights with auto on/off feature
- LED Daytime Running Lights (DRL)
- Color-keyed heated power outside mirrors with turn signal and blind spot warning indicators³; and folding feature

Interior Features

- Bird's Eye View Camera⁶ with Perimeter Scan
- Smart Key System²³ on all doors with Push Button Start and remote power liftgate function
- Heated steering wheel
- Platinum floor mats²²
- Platinum doorsill protectors
- Ambient footwell lighting
- SofTex®-trimmed 8-way power-adjustable driver's seat memory with function; 4-way adjustable front passenger seat
- SofTex®-covered sliding center armrest with console storage box and tray
- Entune™ Premium JBL® Audio with Integrated Navigation¹⁹ and App Suite⁷

Safety

- Toyota Safety Sense™ (TSS-P)²⁴ includes:
 - Pre-Collision System²⁵ with Pedestrian Detection²⁶ (PCS w/PD)
 - Lane Departure Alert with Steering Assist (LDA w/SA)²⁷
 - Automatic High Beams (AHB)²⁸
 - Dynamic Radar Cruise Control (DRCC)²⁹

Options

- Cargo net hammock
- Cargo area tonneau cover
- Rear cargo mat



XLE Hybrid

Powertrain

- 2.5L 4-Cylinder Engine
- CVT
- 194 net hp
- Electronic On-Demand AWD with intelligence (AWD-i)

Exterior Features

- Halogen projector-beam headlights with auto on/off feature
- Integrated fog lights
- Silver-highlighted lower grille
- 17-in. 5-spoke alloy wheels with P225/65R17 tires
- Power tilt/slide moonroof with sunshade
- Height-adjustable power liftgate with jam protection

Interior Features

- Dual zone automatic climate control with air filter
- Tilt/telescopic leather-trimmed steering wheel with audio, Multi-Information Display (MID), advanced voice recognition¹² and *Bluetooth*^{®14} hands-free phone controls
- Fabric-trimmed 6-way adjustable driver's seat with sport bolsters and seatback pocket; 4-way adjustable front passenger seat with sport bolsters and seatback pocket
- Smart Key System²³ with Push Button Start

Safety

- Toyota Safety Sense™ (TSS-P)²⁴ includes:
 - Pre-Collision System²⁵ with Pedestrian Detection²⁶ (PCS w/PD)
 - Lane Departure Alert with Steering Assist (LDA w/SA)²⁷
 - Automatic High Beams (AHB)²⁸
 - Dynamic Radar Cruise Control (DRCC)²⁹

Options

- Convenience Package — Blind Spot Monitor (BSM)⁴ and Rear Cross-Traffic Alert (RCTA)³³ front and rear parking sonar,² Entune™ Premium Audio with Integrated Navigation¹⁹ and App Suite⁷ and height-adjustable power liftgate with jam protection
- Height-adjustable power liftgate with jam protection
- Entune™ Premium Audio with Integrated Navigation¹⁹ and App Suite⁷
- Cargo net hammock
- Cargo area tonneau cover
- Rear cargo mat



SE Hybrid

Adds to or replaces features offered on XLE Hybrid

Powertrain

- 2.5L 4-Cylinder Engine
- CVT
- 194 net hp
- Electronic On-Demand AWD with intelligence (AWD-i)

Exterior Features

- LED projector-beam headlights with auto on/off feature
- LED Daytime Running Lights (DRL)
- 18-in. 5-spoke sport alloy wheels with P235/55R18 tires
- Black-painted heated power outside mirrors with turn signal indicators and folding feature

Interior Features

- Entune™ Audio Plus with Connected Navigation App¹⁵
- 4.2-in. TFT Multi-Information Display (MID)
- SofTex[®]-trimmed 8-way power-adjustable driver's seat with power lumbar support, sport bolsters and seatback pocket; 4-way adjustable front passenger seat with sport bolsters and seatback pocket
- Driver and front passenger heated seats
- SofTex[®]-trimmed 60/40 split, reclining, fold-flat second-row seat with center armrest
- Smart Key System²³ with Push Button Start and remote power liftgate function
- Blind Spot Monitor (BSM)⁴ and Rear Cross-Traffic Alert (RCTA)³³

Safety

- Toyota Safety Sense™ (TSS-P)²⁴ includes:
 - Pre-Collision System²⁵ with Pedestrian Detection²⁶ (PCS w/PD)
 - Lane Departure Alert with Steering Assist (LDA w/SA)²⁷
 - Automatic High Beams (AHB)²⁸
 - Dynamic Radar Cruise Control (DRCC)²⁹

Options

- Advanced Technology Package — Bird's Eye View Camera⁶ with Perimeter Scan, front and rear parking sonar,² Entune™ Premium JBL[®] Audio with Integrated Navigation¹⁹ and App Suite⁷
- Entune™ Premium JBL[®] Audio with Integrated Navigation¹⁹ and App Suite⁷
- Cargo net hammock
- Cargo area tonneau cover
- Rear cargo mat



Limited Hybrid

Adds to or replaces features offered on SE Hybrid

Powertrain

- 2.5L 4-Cylinder Engine
- CVT
- 194 net hp
- Electronic On-Demand AWD with intelligence (AWD-i)

Exterior Features

- 18-in. 5-spoke SuperChrome alloy wheels with P235/55R18 tires
- Color-keyed heated power outside mirrors with turn signal indicators and folding feature

Interior Features

- Entune™ Premium Audio with Integrated Navigation¹⁹ and App Suite⁷
- Frameless auto-dimming rearview mirror
- Dynamic Radar Cruise Control (DRCC)²⁹
- Leather-trimmed shift lever with silver accents
- 4.2-in. TFT Multi-Information Display (MID)
- SofTex[®]-trimmed 8-way power-adjustable driver's seat with memory function, power lumbar support, sport bolsters and seatback pocket; 4-way adjustable front passenger seat with sport bolsters and seatback pocket
- Driver and front passenger heated seats
- SofTex[®]-trimmed 60/40 split, reclining, fold-flat second-row seat with center armrest
- Smart Key System²³ with Push Button Start and remote power liftgate function
- Blind Spot Monitor (BSM)⁴ and Rear Cross-Traffic Alert (RCTA)³³

Safety

- Toyota Safety Sense™ (TSS-P)²⁴ includes:
 - Pre-Collision System²⁵ with Pedestrian Detection²⁶ (PCS w/PD)
 - Lane Departure Alert with Steering Assist (LDA w/SA)²⁷
 - Automatic High Beams (AHB)²⁸
 - Dynamic Radar Cruise Control (DRCC)²⁹

Options

- Advanced Technology Package — Bird's Eye View Camera⁶ with Perimeter Scan, and Entune™ Premium JBL[®] Audio with Integrated Navigation¹⁹ and App Suite⁷
- Entune™ Premium JBL[®] Audio with Integrated Navigation¹⁹ and App Suite⁷
- Cargo net hammock
- Cargo area tonneau cover
- Rear cargo mat

COLOR*

Color



Black



Galactic Aqua Mica



Electric Storm Blue



Black Currant Metallic




Barcelona Red Metallic




Magnetic Gray Metallic



Silver Sky Metallic



Blizzard Pearl⁴⁴



Super White

Hybrid Color



Black Sand Pearl



Galactic Aqua Mica




Electric Storm Blue




Magnetic Gray Metallic



Silver Sky Metallic



Blizzard Pearl⁴⁴



Super White


SE S-Code⁴⁴



Black/Silver Sky Metallic



Electric Storm Blue/
Silver Sky Metallic



Super White/Silver Sky Metallic

*Not all colors available on all model grades. See dealer for details. See numbered footnotes in Disclosures section.

Trim



LE fabric shown in Black

Also available in



XLE fabric shown in Black



Ash



Nutmeg


Also available in



XLE Hybrid fabric shown in Cinnamon



Black



Ash



Nutmeg

Also available in




SE/SE Hybrid SofTex® shown in Black with Cinnamon




Black

Also available in



Limited/Limited Hybrid SofTex® shown in Cinnamon



Black



Ash



Nutmeg


Also available in



Platinum SofTex® shown in Cinnamon



Black



Ash

Wheels



LE 17-in. wide-vent steel wheel with wheel cover



XLE 17-in. 5-spoke alloy wheel



XLE Hybrid 17-in. 5-spoke alloy wheel



SE 18-in. 5-spoke alloy wheel



Limited/Platinum 18-in. 5-spoke SuperChrome alloy wheel

*Not all trims available on all model grades. See dealer for details. See numbered footnotes in Disclosures section.

ACCESSORIES

A wide range of Genuine Toyota Accessories is available to help make driving your RAV4 even more fun. Now your RAV4 can reflect your personal style. There's something for everyone. Some accessories may not be available in all regions of the country. For a complete list of accessories, go to toyota.com/rav4.

Alloy wheel locks
All-weather floor mats²²
Ashtray kit
Body side moldings
Cargo net hammock
Cargo tote⁴¹
Cargo tray

Carpet floor mats²²
Carpet trunk mat
Chrome lower door moldings
Door edge guards
Doorsill enhancements
Emergency assistance kit
First aid kit

Glass Breakage Sensor (GBS)⁴⁶
Hideaway cargo net⁴¹
Illuminated doorsills
Key Finder⁴⁷
Mudguards
Paint protection film⁴⁸
Rear bumper appliqué

Rear spoiler protector
Remote Engine Starter⁴⁹
Roof rail cross bars
Running boards
Vehicle Intrusion Protection (VIP)
Security System⁵⁰



Roof rail cross bars



All-weather floor mats²²



Running boards



Cargo net hammock



Rear spoiler protector



Cargo tray

STYLING

Leave a lasting impression
wherever the adventure takes you.



SE shown in Black with available S-Code paint treatment;⁴⁴ **Limited Hybrid** shown in Electric Storm Blue with available Advanced Technology Package.
See numbered footnotes in Disclosures section.

FEATURES¹

EXTERIOR	LE	XLE	SE	LIMITED	PLATINUM	XLE HYBRID	SE HYBRID	LIMITED HYBRID
Halogen projector-beam headlights with auto on/off feature	S	S	—	—	—	S	—	—
LED projector-beam headlights with auto on/off feature	—	—	S	S	S	—	S	S
Halogen Daytime Running Lights (DRL)	S	S	—	—	—	S	—	—
LED Daytime Running Lights (DRL)	—	—	S	S	S	—	S	S
Color-keyed rear spoiler	S	S	S	S	S	S	S	S
Front bumper integrated fog lights	—	S	S	S	S	S	S	S
Automatic Limited-Slip Differential (Auto LSD) ⁴⁵	S	S	S	S	S	—	—	—
Dynamic Torque-Control AWD	O	O	O	O	O	—	—	—
Electronic On-Demand AWD with intelligence (AWD-i)	—	—	—	—	—	S	S	S
Front and rear parking sonar ²	—	P	P	S	S	P	P	S
17-in. wide-vent steel wheels with wheel covers and P225/65R17 tires	S	—	—	—	—	—	—	—
17-in. 5-spoke alloy wheels with P225/65R17 tires	—	S	—	—	—	S	—	—
18-in. 5-spoke Sport alloy wheels with P235/55R18 tires	—	—	S	—	—	—	S	—
18-in. 5-spoke SuperChrome alloy wheels with P235/55R18 tires	—	—	—	S	S	—	—	S
Color-keyed roof-mounted shark-fin antenna	S	S	S	S	S	S	S	S
Color-keyed outside door handles	S	S	S	S	S	S	S	—
Chrome outside door handles	—	—	—	S	S	—	—	S
Front and rear silver-painted bumper garnish	—	S	S	S	S	S	S	S
Power outside mirrors with folding feature and blind spot mirrors ³	S	—	—	—	—	—	—	—
Color-keyed heated power outside mirrors, blind spot mirrors, ³ turn signal indicators and folding feature	—	S	—	—	—	S	—	—
Color-keyed heated power outside mirrors with turn signal and blind spot warning indicators ⁴ and folding feature	—	P	S	S	S	P	S	S
Washer-linked intermittent windshield wiper and intermittent rear window wiper	S	—	—	—	—	—	—	—
Washer-linked variable intermittent windshield wiper and intermittent rear window wiper	—	S	S	S	S	S	S	S
Rear window defogger with timer	S	S	S	S	S	S	S	S
Power tilt/slide moonroof with sunshade	—	S	S	S	S	S	S	S
Height-adjustable power liftgate with jam protection	—	O/P	S	S	—	O/P	S	S
Hands-free, height-adjustable, foot-activated power liftgate with jam protection	—	—	—	—	S	—	—	—
Privacy glass on rear side, quarter and liftgate windows	S	S	S	S	S	S	S	S
Acoustic noise-reducing front windshield	S	S	S	S	S	S	S	S
Roof rails	S	S	S	S	S	S	S	S
INTERIOR								
Air conditioning with air filter	S	—	—	—	—	—	—	—
Dual zone automatic climate control with air filter	—	S	S	S	S	S	S	S
Backup camera ⁵ with projected path	S	S	S	S	—	S	S	S
Bird's Eye View Camera ⁶ — Perimeter Scan, overhead 360-degree view in Drive and Reverse, and curb view	—	—	P	P	S	—	P	P
Entune [®] App Suite ⁷ — includes Destination Search, Facebook Places, iHeartRadio, MovieTickets.com, OpenTable, [®] Pandora ^{®®} and Yelp [®] real-time info including traffic, weather, fuel prices, sports and stocks. Access to Entune [®] App Suite ⁷ is subscription-free. See toyota.com/entune for details.	—	O	O	S	S	O	O	S
Entune [™] Audio — includes Entune [™] Multimedia Bundle ⁹ (6.1-in. touch-screen display, AM/FM CD player, MP3/WMA playback capability, six speakers, auxiliary audio jack, USB 2.0 port ¹⁰ with iPod ^{®11} connectivity and control, advanced voice recognition ¹² , hands-free phone capability, phone book access and music streaming ¹³ via Bluetooth ^{®14} wireless technology) with integrated backup camera display ⁵	S	—	—	—	—	—	—	—
Entune [™] Audio Plus with Connected Navigation App ¹⁵ — includes Entune [™] Multimedia Bundle ⁹ (6.1-in. high-resolution touch-screen display, AM/FM CD player, MP3/WMA playback capability, six speakers, auxiliary audio jack, USB 2.0 port ¹⁰ with iPod ^{®11} connectivity and control, advanced voice recognition ¹² , hands-free phone capability, phone book access and music streaming ¹³ via Bluetooth ^{®14} wireless technology), Scout [®] GPS Link App ¹⁵ Siri [®] Eyes Free, ¹⁶ SiriusXM [®] Satellite Radio ¹⁷ with 3-month complimentary SiriusXM All Access trial, HD Radio ^{™18} Technology, HD Radio [™] Traffic and Weather in major metro areas, and integrated backup camera display ⁵	O	S	S	—	—	S	S	—
Entune [™] Premium Audio with Integrated Navigation ¹⁹ and App Suite ⁷ — includes Entune [™] Multimedia Bundle ⁹ (7-in. high-resolution touch-screen with split-screen display, AM/FM radio, MP3/WMA playback capability, six speakers, auxiliary audio jack, USB 2.0 port ¹⁰ with iPod ^{®11} connectivity and control, advanced voice recognition ¹² , hands-free phone capability, phone book access and music streaming ¹³ via Bluetooth ^{®14} wireless technology), Siri [®] Eyes Free, ¹⁶ Entune [®] App Suite, ⁷ HD Radio ^{™18} Technology, HD Radio [™] Predictive Traffic and Doppler Weather overlay, AM/FM cache radio, SiriusXM [®] Satellite Radio ¹⁷ with 3-month complimentary SiriusXM All Access trial, Gracenote [®] album cover art, and integrated backup camera display. ⁵ Access to Entune [®] App Suite ⁷ is subscription-free. See toyota.com/entune for details.	—	O	—	S	—	O	—	S

See numbered footnotes in Disclosures section.

S = Standard O = Optional — = Not available P = Available as part of a package

FEATURES¹ (continued)

INTERIOR

	LE	XLE	SE	LIMITED	PLATINUM	XLE HYBRID	SE HYBRID	LIMITED HYBRID
Entune™ Premium JBL® Audio with Integrated Navigation ¹⁹ and App Suite ⁷ — includes Entune™ Multimedia Bundle ⁹ (7-in. high-resolution touch-screen with split-screen display, AM/FM radio, MP3/WMA playback capability, 11 JBL® GreenEdge™ speakers including subwoofer, auxiliary audio jack, USB 2.0 port ¹⁰ with iPod® ¹¹ connectivity and control, advanced voice recognition, ¹² hands-free phone capability, phone book access and music streaming ¹³ via Bluetooth® ¹⁴ wireless technology), Siri® Eyes Free, ¹⁵ Entune® App Suite, HD Radio™ ¹⁶ Technology, HD Radio™ Predictive Traffic and Doppler Weather overlay, AM/FM cache radio, SiriusXM® Satellite Radio ¹⁷ with 3-month complimentary SiriusXM All Access trial, Gracenote® album cover art, and integrated backup camera display ⁵ with projected path. Access to Entune® App Suite ⁷ is subscription-free. See toyota.com/entune for details.	—	—	O	O	S	—	O	O
4.2-in. TFT Multi-Information Display (MID) with audio, customizable settings, odometer, outside temperature, clock, fuel economy and trip information, fuel economy history, current/average fuel economy, distance to empty, cruising range, average speed, trip distance with timer, compass and warning messages	S	S	S	S	S	—	—	—
4.2-in. TFT Multi-Information Display (MID) with audio, customizable settings, odometer, outside temperature, clock, fuel economy and trip information, fuel economy history, current/average fuel economy, distance to empty, cruising range, average speed, trip distance with timer, hybrid system information, EV Driving Ratio, Hybrid System Indicator, ECO Savings Record, energy monitor, compass, 4WD Drive Force distribution, and warning messages	—	—	—	—	—	S	S	S
ECO and Sport Modes	S	S	S	S	S	—	—	—
ECO, Sport and EV ²⁰ Modes	—	—	—	—	—	S	S	S
Day/night rearview mirror	S	S	S	—	—	S	S	—
Frameless auto-dimming rearview mirror with HomeLink® ²¹	—	—	—	S	S	—	—	S
Cruise control	S	S	S	S	S	S	S	S
Tilt/telescopic urethane steering wheel with audio, Multi-Information Display (MID), voice recognition ¹² and Bluetooth® ¹⁴ hands-free phone controls	S	—	—	—	S	—	—	—
Tilt/telescopic leather-trimmed steering wheel with audio, Multi-Information Display (MID), voice recognition ¹² and Bluetooth® ¹⁴ hands-free phone controls	—	S	S	S	S	S	S	S
Heated steering wheel	—	—	—	—	S	—	—	—
Steering wheel-mounted paddle shifters	—	—	S	—	—	—	—	—
Leather-trimmed shift lever with silver accents	—	—	—	S	S	—	—	S
Sport shift lever	—	—	S	—	—	—	S	—
Sport doorsill protectors	—	—	S	—	—	—	S	—
Sport floor mats ²²	—	—	S	—	—	—	S	—
Platinum doorsill protectors	—	—	—	—	S	—	—	—
Platinum floor mats ²²	—	—	—	—	S	—	—	—
Ambient footwell lighting	—	—	—	—	S	—	—	—
Fabric-trimmed 6-way adjustable driver's seat with seatback pocket; 4-way adjustable front passenger seat with seatback pocket	S	—	—	—	—	—	—	—
Fabric-trimmed 6-way adjustable driver's seat with sport bolsters and seatback pocket; 4-way adjustable front passenger seat with sport bolsters and seatback pocket	—	S	—	—	—	S	—	—
SofTex®-trimmed 8-way power-adjustable driver's seat with power lumbar support, sport bolsters and seatback pocket; 4-way adjustable front passenger seat with sport bolsters and seatback pocket	—	—	S	—	—	—	S	—
SofTex®-trimmed 8-way power-adjustable driver's seat with memory function, power lumbar support, sport bolsters and seatback pocket; 4-way adjustable front passenger seat with sport bolsters and seatback pocket	—	—	—	S	S	—	—	S
Driver and front passenger heated seats	—	—	S	S	S	—	S	S
Fabric-trimmed 60/40 split, reclining, fold-flat second-row seat with center armrest	S	S	—	—	—	S	—	—
SofTex®-trimmed 60/40 split, reclining, fold-flat second-row seat with center armrest	—	—	S	S	S	—	S	S
Power windows with driver auto down	S	—	—	—	—	—	—	—
Power windows with driver auto up/down with jam protection	—	S	S	S	S	S	S	S
Power door locks with shift-linked automatic lock/unlock feature	S	S	S	S	S	S	S	S
Cargo area tonneau cover	O	O	O	O	O	O	O	O
Cargo net hammock	O	O	O	O	O	O	O	O
Remote keyless entry system	S	S	S	—	—	—	S	—
Smart Key System ²³ on front doors with Push Button Start and remote power liftgate function	—	P	S	S	—	S	S	S
Smart Key System ²³ on all doors with Push Button Start and remote power liftgate function	—	—	—	—	S	—	—	—
Illuminated entry system (key illumination, interior light and front personal light)	S	S	S	S	S	S	S	S
Center armrest with console storage box	S	S	S	—	—	S	S	—

See numbered footnotes in Disclosures section.

S = Standard O = Optional — = Not available P = Available as part of a package

FEATURES¹ (continued)

	LE	XLE	SE	LIMITED	PLATINUM	XLE HYBRID	SE HYBRID	LIMITED HYBRID
INTERIOR								
SofTex®-covered sliding center armrest with console storage box	—	—	—	S	S	—	—	S
Eight cup/bottle holders	S	S	S	S	S	S	S	S
Door panel storage pockets	S	S	S	S	S	S	S	S
Three front 12V power outlets (two in front row, one in second row)	S	S	S	S	S	S	S	S
Dual sun visors with vanity mirrors	S	—	—	—	—	—	—	—
Dual sun visors with vanity mirrors and extenders	—	S	S	S	S	S	S	S
Overhead console with integrated sunglasses holder	S	S	S	S	S	S	S	S
SAFETY/CONVENIENCE								
Toyota Safety Sense™ P (TSS-P) ²⁴ — Pre-Collision System ²⁵ with Pedestrian Detection ²⁶ (PCS w/PD), Lane Departure Alert with Steering Assist (LDA w/SA) ²⁷ Automatic High Beams (AHB) ²⁸ and Dynamic Radar Cruise Control (DRCC) ²⁹	S	S	S	S	S	S	S	S
 Star Safety System™ — includes Enhanced Vehicle Stability Control (VSC) ³⁰ Traction Control (TRAC), Anti-lock Brake System (ABS), Electronic Brake-force Distribution (EBD), Brake Assist (BA) ³¹ and Smart Stop Technology® (SST) ³²	S	S	S	S	S	S	S	S
Blind Spot Monitor (BSM) ⁴ and Rear Cross-Traffic Alert (RCTA) ³³	—	P	S	S	S	P	S	S
Hill Start Assist Control (HAC) ³⁴	S	S	S	S	S	S	S	S
Trailer-Sway Control (TSC) ³⁵	S	S	—	S	S	S	—	S
Tire Pressure Monitor System (TPMS) ³⁶	S	S	S	S	S	S	S	S
Driver and front passenger Advanced Airbag System; driver knee airbag; front passenger seat-cushion airbag; driver and front passenger seat-mounted side airbags; and front- and second-row Roll-sensing Side Curtain Airbags (RSCA) ³⁷	S	S	S	S	S	S	S	S
Driver and front passenger Whiplash-Injury-Lessening (WIL) seats ³⁸	S	S	S	S	S	S	S	S
3-point seatbelts in all seating positions, with adjustable front seatbelt anchors	S	S	S	S	S	S	S	S
Driver and front passenger seatbelt pretensioners with force limiters	S	S	S	S	S	S	S	S
Driver-side Emergency Locking Retractor (ELR) and Automatic/Emergency Locking Retractor (ALR/ELR) on all passenger belts	S	S	S	S	S	S	S	S
Driver and front passenger seatbelt warning system	S	S	S	S	S	S	S	S
LATCH (Lower Anchors and Tethers for CHildren) includes lower anchors and tether anchors on outboard second-row seats	S	S	S	S	S	S	S	S
Child-protector rear door locks	S	S	S	S	S	S	S	S
Engine immobilizer ³⁹	S	S	S	S	S	S	S	S
PACKAGES/OPTIONS								
Convenience Package								
Smart Key System; ²³ Blind Spot Monitor (BSM) ⁴ and Rear Cross-Traffic Alert (RCTA); ³³ front and rear parking sonar; ² and Entune™ Premium Audio with Integrated Navigation ¹⁹ and App Suite, ⁷ and height-adjustable power liftgate with jam protection	—	P	—	—	—	—	—	—
Convenience Package								
Blind Spot Monitor (BSM) ⁴ and Rear Cross-Traffic Alert (RCTA); ³³ front and rear parking sonar; ² and Entune™ Premium Audio with Integrated Navigation ¹⁹ and App Suite, ⁷ and height-adjustable power liftgate with jam protection	—	—	—	—	—	P	—	—
Advanced Technology Package								
Bird's Eye View Camera ⁶ with Perimeter Scan and Entune™ Premium JBL® Audio with Integrated Navigation ¹⁹ and App Suite ⁷	—	—	P	P	—	—	—	P
OPTIONS								
S-Code paint treatment (includes Advanced Technology Package)	—	—	O	—	—	—	—	—
Height-adjustable power liftgate with jam protection	—	O	—	—	—	O	—	—
Entune™ Premium Audio with Integrated Navigation ¹⁹ and App Suite ⁷	—	O	—	—	—	O	—	—
Entune™ Premium JBL® Audio with Integrated Navigation ¹⁹ and App Suite ⁷	—	O	O	O	—	—	O	—
Cargo net hammock	O	O	O	O	O	O	O	O
Cargo area tonneau cover	O	O	O	O	O	O	O	O

See numbered footnotes in Disclosures section.

S = Standard O = Optional — = Not available P = Available as part of a package

SPECIFICATIONS

MECHANICAL/PERFORMANCE	LE	XLE	SE	LIMITED	PLATINUM	XLE HYBRID	SE HYBRID	LIMITED HYBRID
ENGINE								
2.5-Liter 4-Cylinder DOHC 16-Valve with Dual VVT-i, 176 hp @ 6000 rpm/172 lb.-ft. @ 4100 rpm	S	S	S	S	S	—	—	—
2.5-Liter 4-Cylinder DOHC 16-Valve with VVT-i, 194 net system hp	—	—	—	—	—	S	S	S
EMISSION RATING								
Ultra Low Emission Vehicle II (ULEV-II)	S	S	S	S	S	—	—	—
Super Ultra Low Emission Vehicle (SULEV) ⁴⁰	—	—	—	—	—	S	S	S
IGNITION								
Electronic, with Toyota Direct Ignition (TDI)	S	S	S	S	S	S	S	S
TRANSMISSION								
6-speed Electronically Controlled automatic Transmission with intelligence (ECT-i)	S	S	S	S	S	—	—	—
CVT	—	—	—	—	—	S	S	S
BODY CONSTRUCTION								
Unitized body	S	S	S	S	S	S	S	S
DRIVETRAIN								
Front-Wheel Drive (FWD)	S	S	S	S	S	—	—	—
Dynamic Torque-Control AWD	O	O	O	O	O	—	—	—
Electronic On-Demand AWD with intelligence (AWD-i)	—	—	—	—	—	S	S	S
Automatic Limited-Slip Differential (Auto LSD) ⁴⁵	S	S	S	S	S	—	—	—
SUSPENSION								
Independent MacPherson strut front suspension with stabilizer bar and hydraulic shock absorbers; double-wishbone rear suspension with coil springs, trailing arms, stabilizer bar and hydraulic shock absorbers	S	S	S	S	S	S	S	S
STEERING								
Electric Power Steering (EPS); power-assisted rack-and-pinion	S	S	S	S	S	S	S	S
Turning circle diameter, curb to curb (ft.), 17-in. wheels	34.8	34.8	—	—	—	34.8	—	—
Turning circle diameter, curb to curb (ft.), 18-in. wheels	—	—	36.7	36.7	36.7	—	36.7	36.7
BRAKES								
Power-assisted ventilated front disc brakes, solid rear disc brakes and Star Safety System™	S	S	S	S	S	S	S	S
Cold Area Package	S	S	S	S	S	S	S	S
Heavy-duty battery, heavy-duty starter, heavy-duty heater and cold weather engine coolant	S	S	S	S	S	S	S	S
DIMENSIONS								
EXTERIOR (in.)								
Overall height (without roof rails)	65.9	65.9	66.3	65.9	65.9	65.9	66.3	65.9
Overall height (with roof rails)	67.1	67.1	67.5	67.1	67.1	67.1	67.5	67.1
Overall width	72.6	72.6	72.6	72.6	72.6	72.6	72.6	72.6
Overall length	183.5	183.5	183.5	183.5	183.5	183.5	183.5	183.5
Wheelbase	104.7	104.7	104.7	104.7	104.7	104.7	104.7	104.7
Track (front/rear), 17-in. wheels	61.8/61.8	61.8/61.8	—	—	—	61.8/61.8	—	—
Track (front/rear), 18-in. wheels	—	—	61.4/61.4	61.4/61.4	61.4/61.4	—	61.4/61.4	61.4/61.4
INTERIOR (in.)								
Head room without moonroof	39.8/38.9	—	—	—	—	—	—	—
Head room with moonroof	—	38.9/38.9	38.9/38.9	38.9/38.9	38.9/38.9	38.9/38.9	38.9/38.9	38.9/38.9
Shoulder room	57.3/55.4	57.3/55.4	57.3/55.4	57.3/55.4	57.3/55.4	57.3/55.4	57.3/55.4	57.3/55.4
Hip room	54.3/48.9	54.3/48.9	54.3/48.9	54.3/48.9	54.3/48.9	54.3/48.9	54.3/48.9	54.3/48.9
Leg room	42.6/37.2	42.6/37.2	42.6/37.2	42.6/37.2	42.6/37.2	42.6/37.2	42.6/37.2	42.6/37.2
Seating capacity	5	5	5	5	5	5	5	5

See numbered footnotes in Disclosures section.

S = Standard O = Optional — = Not available P = Available as part of a package

SPECIFICATIONS

OFF-HIGHWAY	LE	XLE	SE	LIMITED	PLATINUM	XLE HYBRID	SE HYBRID	LIMITED HYBRID
Approach/departure angle (degrees)	28/21	28/21	28/20	28/21	28/21	28/21	28/20	28/21
Ground clearance (in.)	6.1	6.1	6.1	6.1	6.1	7	7	7
WEIGHTS/CAPACITIES								
Curb weight (lb.)	3455	3485	3520	3520	3,520	3925	3950	3950
Gross Vehicle Weight Rating (GVWR) (lbs.)	4525	4525	4525	4525	4,525	4960	4960	4960
Cargo volume (cu. ft.) ⁴¹ total behind front/second-row seats	73.4/38.4	73.4/38.4	73.4/38.4	70.6/35.6	73.4/38.4	70.6/35.6	70.6/35.6	70.6/35.6
Fuel tank (gal.)	15.9	15.9	15.9	15.9	15.9	14.8	14.8	14.8
Tow capacity ⁴²	1500	1500	0	1500	1500	1750	0	1750
TIRES								
SIZE								
P225/65R17	S	S	—	—	—	S	—	—
P235/55R18	—	—	S	S	S	—	S	S
TYPE								
All-Season steel-belted radial blackwalls	S	S	S	S	S	S	S	—
SPARE								
Temporary (P165/80R17ST)	S	S	S	S	S	S	S	S
MILEAGE ESTIMATES (city/highway/combined) ⁴³								
FWD	23/30/26	23/30/26	23/29/25	23/29/25	23/29/25	—	—	—
AWD	22/28/25	22/28/25	22/28/24	22/28/24	22/28/24	—	—	—
HYBRID	—	—	—	—	—	34/30/32	34/30/32	34/30/32

WARRANTIES

Every Toyota Car, Truck and SUV is built to exceptional standards. And that's not idle boasting. We back it up with these Limited Warranty Coverages:

Basic: 36 months/36,000 miles (all components other than normal wear and maintenance items).

Hybrid-Related Component Coverage: Hybrid-related components, including the HV battery, battery control module, hybrid control module and inverter with converter, are covered for 8 years/100,000 miles. The HV battery may have longer coverage under emissions warranty. Refer to applicable *Warranty and Maintenance Guide* for details.

Powertrain: 60 months/60,000 miles (engine, transmission/transaxle, drive system, seatbelts and airbags).

Rust-Through: 60 months/unlimited miles (corrosion perforation of sheet metal).

Emissions: Coverages vary under Federal and California regulations. Refer to applicable *Warranty and Maintenance Guide* for details.

Accessories: For Genuine Toyota Accessories purchased at the time of the new vehicle purchase, the Toyota Accessory Warranty coverage is in effect for 36 months/36,000 miles from the vehicle's in-service date, which is the same coverage as the Toyota New Vehicle Limited Warranty.

For Genuine Toyota Accessories purchased after the new vehicle purchase the coverage is 12 months, regardless of mileage, from the date the accessory was installed on the vehicle, or the remainder of any applicable new vehicle warranty, whichever provides greater coverage.

You may be eligible for transportation assistance if it's necessary that your vehicle be kept overnight for repairs covered under warranty. Please see your authorized Toyota dealership for further details.

For complete details about Toyota's warranties, please visit www.toyota.com, refer to the applicable *Warranty and Maintenance Guide* or see your Toyota dealer.



For Toyota Mobility program details, go to www.toyota.com/mobility or call the Toyota Customer Assistance Center at 1-800-331-4331



CARS BUILT FOR THE WAY YOU LIVE

At Toyota, we build cars for how you live. From building advanced safety features designed to help prevent crashes to driving cross-country to understand how we can make your driving experience better, our work starts with understanding your needs. Building cars for how you live also means thinking about tomorrow — from fuel efficiency and environmental innovations, to things beyond cars, like a bicycle that you can control with your mind. And because what we learn building cars can help improve lives in other places, we do things like help communities rebuild their homes quickly after a disaster and work with soup kitchens to help them serve more people faster. Toyota. Built for how you live. Together we are going places.

DISCLOSURES

1. Toyota strives to build vehicles to match customer interest and thus they typically are built with popular options and option packages. Not all options/packages are available separately and some may not be available in all regions of the country. See toyota.com for information about options/packages commonly available in your area. If you would prefer a vehicle without any or with different options, contact your dealer to check for current availability or the possibility of placing a special order. 2. Certain vehicle and environmental conditions may affect the ability of the sensors to detect an object. Even the shape and composition of the object can be a factor. Refer to the *Owner's Manual* for a list of conditions that could affect the system. 3. Do not rely exclusively on the blind spot mirrors. Always look over your shoulder and use your turn signal. There are limitations to the function, detection, range and clarity of the mirrors. To learn more, see your *Owner's Manual*. 4. Do not rely exclusively on the Blind Spot Monitor. Always look over your shoulder and use your turn signal. There are several limitations to the function, detection, range and clarity of the monitor. See *Owner's Manual* for details. 5. The backup camera does not provide a comprehensive view of the rear area of the vehicle. You should also look around outside your vehicle and use your mirrors to confirm rearward clearance. Environmental conditions may limit effectiveness and view may become obscured. See *Owner's Manual* for details. 6. The Bird's-Eye-View Camera does not provide a comprehensive view of the area surrounding the vehicle. You should also look around outside your vehicle and use your mirrors to confirm surrounding clearance. Environmental conditions may limit effectiveness and view may become obscured. See *Owner's Manual* for details. 7. Be sure to obey traffic regulations and maintain awareness of road and traffic conditions at all times. Apps/services vary by phone/carrier; functionality depends on many factors. Select apps use large amounts of data; you are responsible for charges. Apps and services subject to change. See toyota.com/entune for details. 8. PANDORA,® the PANDORA® logo, and the Pandora trade dress are trademarks or registered trademarks of Pandora Media, Inc., used with permission. 9. Entune™ is a trademark of Toyota Motor Corporation. Always drive safely, obey traffic laws and focus on the road while driving. Services vary by phone/carrier. Functionality depends on many factors. Services subject to change. For enrollment and more details, see toyota.com/entune. 10. May not be compatible with all mobile phones, MP3/WMA players and like models. 11. iPod® and iPhone® are registered trademarks of Apple Inc. All rights reserved. 12. Advanced voice recognition capabilities vary by head unit. 13. Apps/services vary by phone/carrier; functionality depends on many factors. Select apps use large amounts of data; you are responsible for charges. Apps and services subject to change. See toyota.com/entune for details. 14. Concentrating on the road should always be your first priority while driving. Do not use the hands-free phone system if it will distract you. The Bluetooth® word mark and logos are registered trademarks owned by Bluetooth SIG, Inc. and any use of such marks by Toyota is under license. A compatible Bluetooth®-enabled phone must first be paired. Phone performance depends on software, coverage and carrier. 15. Be sure to obey traffic regulations and maintain awareness of road and traffic conditions at all times. Apps/services vary by phone/carrier; functionality depends on many factors. Select apps use large amounts of data; you are responsible for charges. Apps and services subject to change. Availability and accuracy of the information provided by Scout® GPS Link is dependent upon many factors. Use common sense when relying on information provided. Services and programming subject to change. Services not available in every city or roadway. See toyota.com/entune for details. Scout® is a registered trademark of Telenav, Inc. 16. Always drive safely, obey traffic laws and focus on the road while driving. Siri® is available only on iPhone® 4S or later, iPad® with Retina® display, iPad mini,™ and iPod touch® (5th generation) and requires Internet access. Siri® is not available in all languages or all areas, and features vary by area. Some Siri® functionality and commands are not accessible in the vehicle. Data charges may apply. See apple.com and phone carrier for details. 17. SiriusXM® services require a subscription after 3-month trial period. **Subscriptions governed by SiriusXM® Customer Agreement available at www.siriusxm.com. If you decide to continue your SiriusXM® service at the end of your complimentary trial, the plan you choose will automatically renew and bill at then-current rates until you call 1-866-635-2349 to cancel.** Fees and programming subject to change. Available only to those at least 18 years of age in the 48 contiguous United States and D.C. 18. Be sure to obey traffic regulations and maintain awareness of road and traffic conditions at all times. HD Radio™ Technology manufactured under license from iBiquity Digital Corporation U.S. and Foreign Patents. HD Radio™ and the HD, HD Radio, and "Arc" logos are proprietary trademarks of iBiquity Digital Corp. 19. Availability and accuracy of the information provided by the navigation system is dependent upon many factors. Use common sense when relying on information provided. Services and programming subject to change. Services not available in every city or roadway. Updates may be available from your dealer at an additional cost. See *Owner's Manual* for details. 20. CAUTION! When driving a hybrid vehicle, pay special attention to the area around the vehicle. Because there is little vehicle noise in electric-only mode, pedestrians, people riding bicycles or other people and vehicles in the area may not be aware of the vehicle starting off or approaching them, so take extra care while driving. 21. HomeLink® and the HomeLink® house icon are registered trademarks of Gentex Corporation. 22. This floor mat was designed specifically for use in your model and model year vehicle and SHOULD NOT be used in any other vehicle. To avoid potential interference with pedal operation, each mat must be secured with fasteners. Do not install a floor mat on top of an existing floor mat. 23. The Smart Key System may interfere with some pacemakers or cardiac defibrillators. If you have one of these medical devices, please talk to your doctor to see if you should deactivate this system. 24. Drivers should always be responsible for their own safe driving. Please always pay attention to your surroundings and drive safely. Depending on the conditions of roads, vehicles, weather, etc., the system(s) may not work as intended. See *Owner's Manual* for details. 25. The TSS Pre-Collision System is designed to help avoid or reduce the crash speed and damage in certain frontal collisions only. It is not a substitute for safe and attentive driving. System effectiveness depends on many factors, such as speed, driver input and road conditions. See *Owner's Manual* for details. 26. The Pedestrian Detection system is designed to detect a pedestrian ahead of the vehicle, determine if impact is imminent and help reduce impact speed. It is not a substitute for safe and attentive driving. System effectiveness depends on many factors, such as speed, size and position of pedestrians, driver input and weather, light and road conditions. See *Owner's Manual* for details. 27. Lane Departure Alert with Steering Assist is designed to read lane markers under certain conditions. It provides a visual and audible alert and slight steering force when lane departure is detected. It is not a collision-avoidance system or a substitute for safe and attentive driving. Effectiveness depends on many factors. See *Owner's Manual* for details. 28. Automatic High Beams operate at speeds above 25 mph. Factors such as a dirty windshield, weather, lighting and terrain limit effectiveness, requiring the driver to manually operate the high beams. See *Owner's Manual* for details. 29. Dynamic Radar Cruise Control is designed to assist the driver and is not a substitute for safe and attentive driving practices. System effectiveness depends on many factors, such as weather, traffic and road conditions. See *Owner's Manual* for details. 30. Vehicle Stability Control is an electronic system designed to help the driver maintain vehicle control under adverse conditions. It is not a substitute for safe driving practices. Factors including speed, road conditions and driver steering input can all affect whether VSC will be effective in preventing a loss of control. See *Owner's Manual* for details. 31. Brake Assist is designed to help the driver take full advantage of the benefits of ABS. It is not a substitute for safe driving practices. Braking effectiveness also depends on proper brake-system maintenance and tire and road conditions. See *Owner's Manual* for details. 32. Smart Stop Technology® operates only in the event of certain contemporaneous brake and accelerator pedal applications. When engaged, the system will reduce power to help the brakes bring the vehicle to a stop. Factors including speed, road conditions and driver input can all impact stopping distance. Smart Stop Technology® is not a substitute for safe and attentive driving and does not guarantee instant stopping. See *Owner's Manual* for details. 33. Do not rely exclusively on the Rear Cross-Traffic Alert system. Always look over your shoulder and use your mirrors to confirm rear clearance. There are limitations to the function, detection, range and clarity of the system. See *Owner's Manual* for details. 34. Hill Start Assist Control is designed to help minimize backward rolling on steep ascents. It is not a substitute for safe driving judgment and practices. Factors including grade, surface conditions and driver input can all affect whether HAC will be effective in preventing a loss of control. See *Owner's Manual* for details. 35. Trailer-Sway Control (TSC) is an electronic system designed to help the driver maintain vehicle control under adverse conditions. It is not a substitute for safe driving practices. Factors including speed, road conditions and driver steering input can all affect whether TSC will be effective in preventing a loss of control. See *Owner's Manual* for details. 36. The Toyota Tire Pressure Monitor alerts the driver when tire pressure is critically low. For optimal tire wear and performance, tire pressure should be checked regularly with a gauge; do not rely solely on the monitor system. See *Owner's Manual* for details. 37. All the airbag (AB) systems are Supplemental Restraint Systems. All ABs (if installed) are designed to inflate only under certain conditions and in certain types of severe collisions: frontal and knee ABs typically inflate in frontal collisions; side and side curtain ABs in side collisions; Roll-Sensing Curtain ABs at a severe tilt degree, roll or lateral G-force. In all other accidents, the ABs will not inflate. To decrease the risk of injury from an inflating AB, always wear seatbelts, sit upright in the middle of the seat as far back as possible and do not lean against the door. Do not put objects in front of an AB or around the seatback. Do not use a rearward-facing child seat in any front passenger seat. The force of an inflating AB may cause serious injury or death. See your *Owner's Manual* for further information/warnings. 38. Whiplash-Injury-Lessening front seats can help reduce the severity of whiplash injury in certain rear-end collisions. 39. The engine immobilizer is a state-of-the-art anti-theft system. When you insert your key into the ignition switch or bring a Smart Key fob into the vehicle, the key transmits an electronic code to the vehicle. The engine will only start if the code in the transponder chip inside the key/fob matches the code in the vehicle's immobilizer. Because the transponder chip is embedded in the key/fob, it can be costly to replace. If you lose a key or fob, your Toyota dealer can help, or you can find a qualified independent locksmith to perform high-security key services by consulting your local Yellow Pages or by contacting www.aloa.org. 40. Meets Tier-2/Bin-3 Federal emissions standard. 41. Cargo and load capacity limited by weight and distribution. 42. Before towing, confirm your vehicle and trailer are compatible, hooked up and loaded properly and that you have any necessary additional equipment. Do not exceed any Weight Ratings and follow all instructions in your *Owner's Manual*. The maximum you can tow depends on base curb weight plus the total weight of any cargo, occupants, and added vehicle equipment. "Added vehicle equipment" includes additional standard/optional equipment and accessories added by the manufacturer, dealers, and/or vehicle owners. The only way to be certain of your vehicle's exact curb weight is to weigh your vehicle without passengers or cargo. 43. 2017 EPA-estimated mileage. Actual mileage will vary. 44. Extra-cost color. 45. Auto LSD is an electronic, brake-actuated limited-slip differential that automatically activates when VSC is disengaged at low speeds. 46. Available only for vehicles equipped with factory security and factory remote keyless entry system or Smart Key System. 47. Interference from structures may affect signal strength. Requires free download of Toyota Key Finder from the iTunes® App Store to operate; also find there a list of Mac OS® devices. See *Owner's Manual* for details. 48. The Toyota Genuine Accessory Warranty will only apply when the installation is performed by a trained Toyota-approved installer. Please see dealer for details. 49. Available only for vehicles equipped with remote keyless entry system or Smart Key System. Use only if aware of circumstances surrounding the vehicle at time of start. Operate only when legal and safe to do so (e.g., car uncovered in open area with no people or pets inside or nearby). See *Owner's Manual* for details. 50. Available only with vehicles with factory remote keyless entry system.

Toyota strives to build vehicles to match customer interest and thus they typically are built with popular options and option packages. Not all options/packages are available separately and some may not be available in all regions of the country. See toyota.com for information about options/packages commonly available in your area. If you would prefer a vehicle without any or with different options, contact your dealer to check for current availability or the possibility of placing a special order.

Toyota RAV4 is designed to meet most off-road driving requirements. Abusive use may result in bodily harm or damage. Toyota encourages responsible operation to protect you, your vehicle and the environment. Seatbelts should be worn at all times.

Please do not allow passengers to ride in the cargo area. Towing hitch receiver/ball mount kits are not intended to provide crash protection.

For details on vehicle specifications, standard features and available equipment in your area, contact your Toyota dealer. A vehicle with particular equipment may not be available at the dealership. Ask your Toyota dealer to help locate a specifically equipped vehicle.

All information presented herein is based on data available at the time of posting, is subject to change without notice and pertains specifically to mainland U.S.A. vehicles only. Prototypes shown. Actual production vehicles may vary.